



THE EMPLOYMENT TRAINING PANEL

ANNUAL REPORT

2021-22

THE PANEL & LEADERSHIP TEAM

PANEL MEMBERS

Janice Roberts, Acting Chairperson
Gloria Bell, Member
Gretchen Newsom, Member
Ernesto Morales, Member
Chris Dombrowski, Ex-Officio Member
Rick Smiles, Member
Douglas Tracy, Member
Madison Hull, Member

LEADERSHIP TEAM

Reg Javier, Executive Director
Peter Cooper, Assistant Director
Jaime Gutierrez, Chief Deputy Director
Tara Armstrong, Chief Information Officer
Mario Maslac, SSM III, N. California District
Elizabeth Jones, SSM II, Administrative Division
Michael Cable, Staff Attorney



CONTENTS

BACKGROUND

- 1 Vision & Mission
- 2 A Brief History/Goals & Objectives
- 4 Highlights and History

OUR PROGRAM

- 5 Priority Industries
- 6 Our Partners
- 7 Diversity, Equity & Inclusion
- 8 Small Businesses | ETP Funding | Contract Activity | HUA | Program & Process Improvements
- 15 Incentives and Special Training Programs
- 23 Leveraging ETP for a California for All

THE NEXT LEVEL

- 24 Spotlight on Success
- 31 Focus on the Future

DATA *

- A:A1 Appendices



MISSION

Partner with California businesses to create and retain high wage jobs while providing workers the opportunity to train for career advancement.

VISION

To be the premier resource for workforce training leading to high wages and career progression with a focus on diversity, equity, and inclusion.





A BRIEF HISTORY

The Employment Training Panel (ETP) is a statewide business-labor training and economic development program. The program supports the California economy by funding training to ensure employers have skilled workers to compete globally. ETP funded training supports the creation and retention of high-wage, high-skilled, secure jobs in industries that positively impacts California's economy.

ETP is governed by an eight-member panel: three Governor appointees, two Speaker of the Assembly appointees, two Senate Pro Tempore appointees, and an ex-officio member representing the Governor's Office of Business and Economic Development (GO-Biz). Panel members represent the interests of labor, employers, and the public. The Panel meets regularly to review and approve training contracts in accordance with statutory standards for eligibility and performance.

ETP was created in 1982 mandated to address the large displacement of workers due to a series of plant closures – by moving the unemployed quickly into jobs and saving jobs of workers threatened with displacement. The program has expanded to benefit the overall California economy. The Panel continues to operate under its initial legislative mandate to promote a healthy labor market with an emphasis on helping businesses overcome the challenges of out-of-state and international competition.

The Panel's success is due to the programs ability to immediately respond to economic changes and workforce needs. For over three decades, the Panel has supported California's workers and employers, providing approximately **\$1.9 billion** for the successful training and employment retention of **1.5 million** workers employed by over **96,272** California businesses.

GOALS & OBJECTIVES

01

Support California's workforce with sustainable jobs & strong career pathways

- a. Developing strategies to create high quality, high growth jobs and increase training for the California workforce.
- b. Supporting issues addressing Climate Change impacts, including wildfire, forest resiliency and natural disasters.
- c. Expansion of services to veterans, workers with disabilities and individuals with employment barriers.
- d. Diversifying apprenticeship training infrastructure by partnering with workforce development, Community Colleges and Division of Apprenticeship Standards (DAS).
- e. Accelerating and exploring non-traditional apprenticeship programs in sectors showing high-growth including advanced manufacturing and healthcare.

02

Support for small businesses through private-public partnerships

- a. Identifying projects demonstrating a direct economic impact to the State.
- b. Increasing outreach, raising awareness and providing accessibility through the ETP program.
- c. Championing solutions that strengthen the education system by providing career technical colleges training to assist small businesses.
- d. Providing financial support through grant programs.
- e. Strengthening partnerships with cities, local counties, workforce development boards and community colleges.
- f. Creating Multiple Employer Contracts providing direct support.
- g. Opening channels of communication for partners and stakeholders through forums, policy committees and direct feedback.

03

Contribute to California's growth

- a. Breaking down existing barriers to equity by developing training opportunities to create a more diverse, equitable and inclusive workforce.
- b. Creating economic resiliency by targeting training in high unemployment areas and expanding training opportunities in new and emerging industries.
- c. Securing alternative funding streams to maximize support for priority industries.
- d. Identifying solutions for sustainable economic growth and employment opportunities through educational pathways and workforce training.

04

Communication & engagement in internal operations

- a. Promoting employee innovation through teamwork, training, communication and leadership support.
- b. Increasing camaraderie, team building and boosting employee morale through organizational activities.
- c. Creating a platform of engagement through consistent All-Staff meetings by building transparency and inclusivity within the organization.
- d. Investing in employees professional and personal growth and developing their strengths, dedication, and emotional connection to ETP.

05

Commitment to innovation in technology and data

- a. Improving program efficiencies and ensuring comprehensive, seamless data collection and reporting.
- b. Continuing to maximize data security and risk management.
- c. Conducting internal evaluation and assessment of program and program/contracting process.
- d. Supporting and improving employees performance through technology tools.
- e. Advocating timely and effective implementation of organizational changes to maximize overall process efficiency.

HIGHLIGHTS & HISTORY

40 YEARS OF ETP

1982

ETP Created to Assist Displaced Workers

'88

Enrolled 1% of California's Workforce

'94

Out-of-State Competition Created

'01

ETP Becomes Permanent Program

'05

\$1 Billion in Training Funded

'11

\$3 Million in Retrainee Contracts Funded

'12

Apprenticeship Pilot Program Begins

'20

Response to COVID19 Pandemic

'22

10 Year Apprenticeship Pilot Anniversary

BY THE NUMBERS

96K
BUSINESSES FUNDED

1.5M

WORKERS TRAINED & RETAINED FOR EMPLOYMENT

\$1.9B
TRAINING FUNDED

10 YEARS SERVING APPRENTICESHIPS

\$170M APPROVED

92K ESTIMATED TRAINEES

359 CONTRACTS



Manufacturing

\$26.7 Million
961 Businesses
37,649 Trainees



Construction

\$16.4 Million
1,821 Businesses
11,587 Trainees



Healthcare

\$5.9 Million
104 Businesses
3,145 Trainees



The Panel annually establishes funding priorities for the fiscal year, based on the demand of employers for trained workers and changes in the state economy and labor markets.

The following industry sectors are designated as "Priority Industry" for purposes of a higher fixed fee reimbursement rate than the standard rate.

- **Agriculture**
- **Healthcare**
- **Biotechnology and Life Sciences**
- **Construction**
- **Green/Clean Technology**
- **Goods Movement and Transportation Logistics**
- **Information Technology Services**
- **Manufacturing/Food Production**
- **Multimedia/Entertainment**
- **Technical Services**



Professional Science & Technical

\$4.2 Million
314 Businesses
5,171 Trainees



Agriculture

\$1 Million
43 Businesses
2,007 Trainees



Information Technology Services

\$0.9 Million
49 Businesses
1,765 Trainee

*Based on FY 2021-22 funding dollars, the last complete year of data before publication.

Sections in bold reflect ETP's priority industries, funding amounts, businesses served and trainees trained.

OUR PARTNERS

- LABOR & WORKFORCE DEVELOPMENT AGENCY
- EMPLOYMENT DEVELOPMENT DEPARTMENT
- CALIFORNIA WORKFORCE DEVELOPMENT BOARD
- CALIFORNIA DEPARTMENT OF INDUSTRIAL RELATIONS
 - DIVISION OF APPRENTICESHIP STANDARDS
- AGRICULTURAL LABOR RELATIONS BOARD
- PUBLIC EMPLOYMENT RELATIONS BOARD
- UNEMPLOYMENT INSURANCE APPEALS BOARD

Utilizing vital state partnerships for alternative sources of funding enables ETP to respond to continued demand for workforce training and the development of workforce needs.

OTHER KEY CALIFORNIA PARTNERS

- GOVERNOR'S OFFICE OF BUSINESS AND ECONOMIC DEVELOPMENT (GO-Biz)
 - California Business Investment Services (CALBIS)
 - California Office of the Small Business Advocate (CalOSBA)
- CALIFORNIA COMMUNITY COLLEGES AND CHANCELLOR'S OFFICE
- CALIFORNIA DEPARTMENT OF REHABILITATION
- CALIFORNIA ENERGY COMMISSION
- OFFICE OF PLANNING AND RESEARCH
- CALIFORNIA MILITARY COUNCIL
- CALIFORNIA ALTERNATIVE ENERGY AND ADVANCED TRANSPORTATION FINANCING AUTHORITY (CAEATFA)
- CALIFORNIA LABOR FEDERATION
- CALIFORNIA MANUFACTURERS AND TECHNOLOGY ASSOCIATION
- CALIFORNIA MANUFACTURING AND TECHNOLOGY CONSULTING (CMTC)
- THE CORPORATION FOR MANUFACTURING EXCELLENCE (MANEX)
- CALIFORNIA WORKFORCE ASSOCIATION
- CALIFORNIA FORWARD

DIVERSITY, EQUITY & INCLUSION



ETP has doubled down its efforts on diversity, equity and inclusion in the workforce. Since launching the Apprenticeship Pilot program in 2012, large industries such as construction and manufacturing have been inherently male dominated, leaving counterparts trailing behind.

ETP seeks to make improvements on providing inclusive and equitable opportunities for underserved populations through on-going data analysis and measurement, exploring non-traditional apprenticeship pathways for minorities to build meaningful careers and creating policy that breaks down barriers and provides more opportunities for advancement.

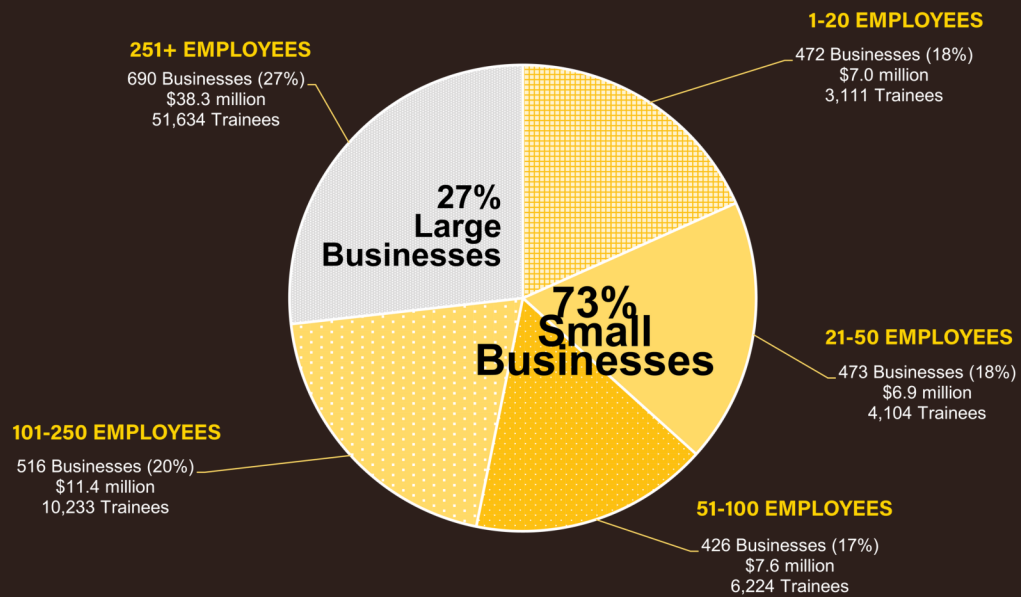
ETP's efforts include staff workgroup formation to solicit recommendations, and discussion with Panel members regarding concrete and significant actions that can be taken, including new marketing efforts, encouraging or placing requirements on contractors, or creating a new Pilot program to incentivize proposals.

SMALL BUSINESS

DIRECT CONTRACTS PARTICIPATING IN A Multiple Employer Contract (MEC)



Contracts by Business Size



FIGURES ABOVE ARE BASED ON COMPLETED DATA FOR CORE FUNDED CONTRACTS



The ETP also provided essential resources for small businesses who may not have the ability to provide training to their workers. During the 2021-22 fiscal year, small businesses made up 73 percent of the core funded contracts. ETP's Small Business Program provides higher training reimbursement rates for businesses with 100 or fewer employees in California. Small Businesses can contract directly with ETP or participate in a Multiple Employer Contract (MEC), reducing the employers' cost of administration.

ETP FUNDING

CORE PROGRAM FUNDING



ETP's core program is funded by the Employment Training Tax (ETT), paid by California companies participating in the Unemployment Insurance system, to promote the development of California workers. ETT revenues are deposited in the Employment Training Fund (ETF), established to fund ETP and training programs approved by Panel. ETP does not use Federal or State General Funds.

ALTERNATIVE FUNDING

ETP uses alternative funding to support unique policy initiatives and reach public sector employers. ETP receives alternative funding from the California Energy Commission. Additionally, the Clean Transportation Program (CTP), formerly known as the Alternative and Renewable Fuel and Vehicle Technology Program (ARFVTP) was created in FY 2009-10 under AB 118 to provide workforce training in alternative fuels and vehicle technologies.

See previous Annual Reports for other Alternative Funding Sources and Programs. Alternative Funding allows ETP to serve public sector employers who do not pay ETT and are not eligible for core funding

CONTRACT ACTIVITY

THE EMPLOYMENT TRAINING PANEL

ETP-funded training helps California's economic development through job sustainability and creation. It has also enabled large and small businesses to remain competitive.

APPROVED

CONTRACTS APPROVED BY PANEL



85,336

TOTAL TRAINEES



\$102M

TOTAL AMOUNT



298

CONTRACTS



\$342K

AVERAGE CONTRACT AMOUNT

ONGOING

CONTRACTS ACTIVE AND ONGOING AT THE END OF THE FISCAL YEAR



84,110

TOTAL TRAINEES



\$100M

TOTAL AMOUNT



289

CONTRACTS



\$347K

AVERAGE CONTRACT AMOUNT

COMPLETED

CLOSED CONTRACTS WHICH SUCCESSFULLY TRAINED AND RETAINED EMPLOYEES



76,041

TOTAL TRAINEES



\$70M

TOTAL AMOUNT



310

CONTRACTS



\$224K

AVERAGE CONTRACT AMOUNT



\$5M
FUNDED

CONTRACTS SERVED IN HIGH UNEMPLOYMENT AREAS

TO TRAIN OVER

5,500
WORKERS



The Panel targets training for workers in regions of the State with lagging economies and unemployment rates higher than the state average. During the 2021-22 fiscal year, \$5 million was approved for training in high unemployment areas, providing training for 5,552 workers.

SEE APPENDIX A-2 – CORE FUNDING CONTRACTS APPROVED IN HUAS FOR MORE INFORMATION

PROGRAM & PROCESS IMPROVEMENTS

Policy Committee

ETP's Policy Committee continues to meet with stakeholders to allow greater public participation and understanding in the policy recommendations submitted to the full Panel. In FY 2021-22 the Policy Committee heard and approved the guidelines for two alternate funding streams awarded to ETP for the \$50 million dollar Expansion Fund Program to serve companies in high demand industry sectors and the \$15 million dollar California Community College Fund which focused on partnering with California Community Colleges for the strong workforce program.



Telework

ETP has formed a telework workgroup comprised of cross-unit staff to work on the best solutions for the future state of teleworking. Upholding ETP's mission while ensuring the health of our staff is the focus of this workgroup. Teleworking will continue to utilize communication technology that includes Microsoft Teams and Zoom.

TECHNOLOGY



ETP's Website

ETP's website utilizes a modern interface that is backed by the California Office of Digital Innovation. ETP continues to focus on offering a user-centered, accessible, and mobile-friendly website. Etp.ca.gov serves as a starting point for public users to view important updates, access program information and knowledge, and to access ETP's Cal-E-Force & Cal-E-Grant systems. In addition to these services, our website also offers integrated digital forms. These forms provide a way for public users to request information and submit valuable feedback. ETP is proudly certified to be in compliance with California Government Code Sections 7405 and 11135.

SYSTEM CONSOLIDATION

ETP completes the migration of nearly 2,300 Legacy contracts to our Cal-E-Force cloud-based contracting system in a joint collaboration spanning our entire department and our consultants. This is a monumental milestone for our department and our stakeholders who now have access to seven years of contracting data in one system. Currently, there are nearly 2,700 contracts in Cal-E-Force, over 10 million different data fields from recently migrated contracts added to Cal-E-Force and 175.6 million points of data transferred overall.

7 YEARS
OF
CONTRACT DATA



2,300
CONTRACTS
MIGRATED



175.6M
DATA POINTS
TRANSFERRED

Contract Management System (Cal-E-Force)

Cal-E-Force has been instrumental in helping ETP become more efficient, responsive, and strategic.

ETP's Cal-E-Force system holds two subcategories: Cal-E-Program for ETP's Core funded program and Cal-E-Grants for ETP and CWDB's Grant funding opportunities.

- Cal-E-Program holds over seven years of Contract Data allowing staff and stakeholders to look at prior contract information and future planning for applications/contracts. Cal-E-Program is continuing to add enhancements to streamline the application process, the internal contract development pieces and print forms for routing and approvals.
- Cal-E-Grants is a shared platform for ETP and CWDB allowing customers to apply to many different grant funding opportunities. This system allows the application process to start online from the beginning and allows agency efficiencies for processing, routing, and report requirements.



Security

ETP is continuously educating its end users regarding the types of security risks in order to maintain a secure environment. ETP follows the State of California's Cal-Secure Information Security Maturity Roadmap. Cal-Secure outlines innovative information, privacy, and cybersecurity roadmaps that incorporates hundreds of hours of feedback from the state government security community and has several key features. Cal-Secure is broken into three strategic categories – people, process, and technology. Each category contains strategic priorities to address their respective critical shortfalls or concerns. An area of focus this period for ETP will be addressing any findings from ETP's Information Security Program Audit.

INCENTIVES AND SPECIAL TRAINING PROGRAMS

In response to administrative and legislative priorities, the Panel implements Pilot Programs to test training models that support California's changing workforce needs; including the COVID Pilot Program, Clean Transportation Program, Job Creation, Apprenticeship Training Program, and Veterans Training.

CLEAN TRANSPORTATION PROGRAM

The California Energy Commission's Clean Transportation Program supports the development and deployment of advanced transportation and fuel technologies. The program also supports the State's workforce training and development in the sector.



JOB CREATION

In the 2021-22 fiscal year, ETP supported job creation, funding projects with demonstrated investment in California's economy, including critical proposals developed in conjunction with GO-Biz. The Panel also prioritized projects developed under the "Retrainee - Job Creation" guidelines, which demonstrated a strong link to job creation and business expansion, including employer's investment in new workers, expanded or new facilities, new equipment, or other measurable investments in hiring of workers and expansion of California's workforce.

\$11.3M

FUNDED

**FOR THE CREATION
OF OVER**

6,640

JOBS



APPRENTICESHIP

Developed with input from key stakeholders, including the labor and apprenticeship communities, the Apprenticeship Training Program was designed to help alleviate the steady decline in state funds dedicated to the related and supplemental instruction (RSI) portion of an apprenticeship curriculum.

\$22.7M
IN FUNDING
TO TRAIN OVER
12,340
TRAINEES IN
APPRENTICESHIPS



VETERANS

ETP's Veteran Training Program helps unemployed veterans and members of the National Guard obtain high-skilled, high-wage jobs in secure industries. Through participation in the Governor's Interagency Council on Veterans, ETP participates in statewide efforts to identify and prioritize the needs of veterans.



Fiscal Year 2021-22, the Panel approved \$2M in funding to train 1,267 veterans under the ETP Veterans Training Program

Social Entrepreneurs for Economic Development (SEED) Grant



Small business: *Rise and Shine Clothing*, African cultural wear supported by Calif. SEED initiative. (Photo Courtesy of: LISC San Diego)

Social Entrepreneurs for Economic Development (SEED) Initiative supports the entrepreneurship of immigrants and limited English proficient (LEP) individuals by providing micro-grants, entrepreneurial training, and technical assistance to support them in starting or maintaining a small business in California aimed at addressing a social problem or meeting a community need. SEED helps to increase California's economic diversity and spurs business innovation. ETP works closely with select non-profit Community Based Organizations who develop and implement SEED program components. The SEED Initiative helps to support entrepreneurship in target industries that are vital to California's growth while also supporting equality and the Governor's initiatives. The SEED Initiative also supports and increases the number of new small businesses in California while also helping to support existing immigrant/LEP owned small businesses throughout the state.

AWARDEES

SEED 1 RECIPIENTS

- Democracy at Work
- Local Initiatives Support Corporation San Diego
- Interfaith Movement for Human Integrity
- Bay Area Community Resources
- Women's Economic Ventures
- The Latina Center
- Asian Pacific Islander Small Business Program
- Community Initiatives (Immigrants Rising)
- Inland Congregation United for Change

SEED 2 RECIPIENTS

- Mission Economic Development Agency
- California Center for Cooperative Development
- Southwestern College Foundation
- Women's Economic Ventures
- Local Initiatives Support Corporation San Diego
- Renaissance Entrepreneurship Center
- Libreria Del Pueblo
- Bay Area Community Resources
- Caravanserai Project
- Pars Equality Center, Los Angeles
- City Heights Community Development Corporation
- El Pajaro Community Development Corp.
- Community Initiatives (Immigrants Rising)
- Initiating Change in Our Neighborhoods Community Development Corporation

PAID FAMILY LEAVE (PFL)




Photo Courtesy of Joseph Eisenreich, 2023

The Paid Family Leave (PFL) program allows California workers to take paid leave to bond with a new child or to care for a seriously ill family member. PFL pays up to 8 weeks of benefits in a 12-month period. Although PFL does not provide job protection, there are various federal and state laws that provide protected leave for up to 12 weeks. ETP has been designated to administrate \$1,000,000 in California State General Fund dollars to support California small businesses impacted by the Paid Family Leave Program. This will help to offset the costs incurred when training employees to cover the duties of the individual utilizing PFL.

Businesses that are impacted by the PFL program will have increased costs such as training and upskilling existing staff to cover the duties of the employee on PFL, hiring and training additional staff to cover the duties of the employee on PFL, and the marketing, recruitment, and training costs to cover these activities. Each business may receive up to \$1,000 or \$2,000 per employee utilizing PFL. ETP works closely with a few select Multiple Employer groups to provide outreach and grant funds to California small businesses impacted by at least one employee utilizing the Paid Family Leave program.

California Advanced Defense Ecosystems & National Consortia Effort (CADENCE)

CYBERSECURITY U.S. DEPARTMENT OF DEFENSE (DOD) & OFFICE OF PLANNING AND RESEARCH (OPR)

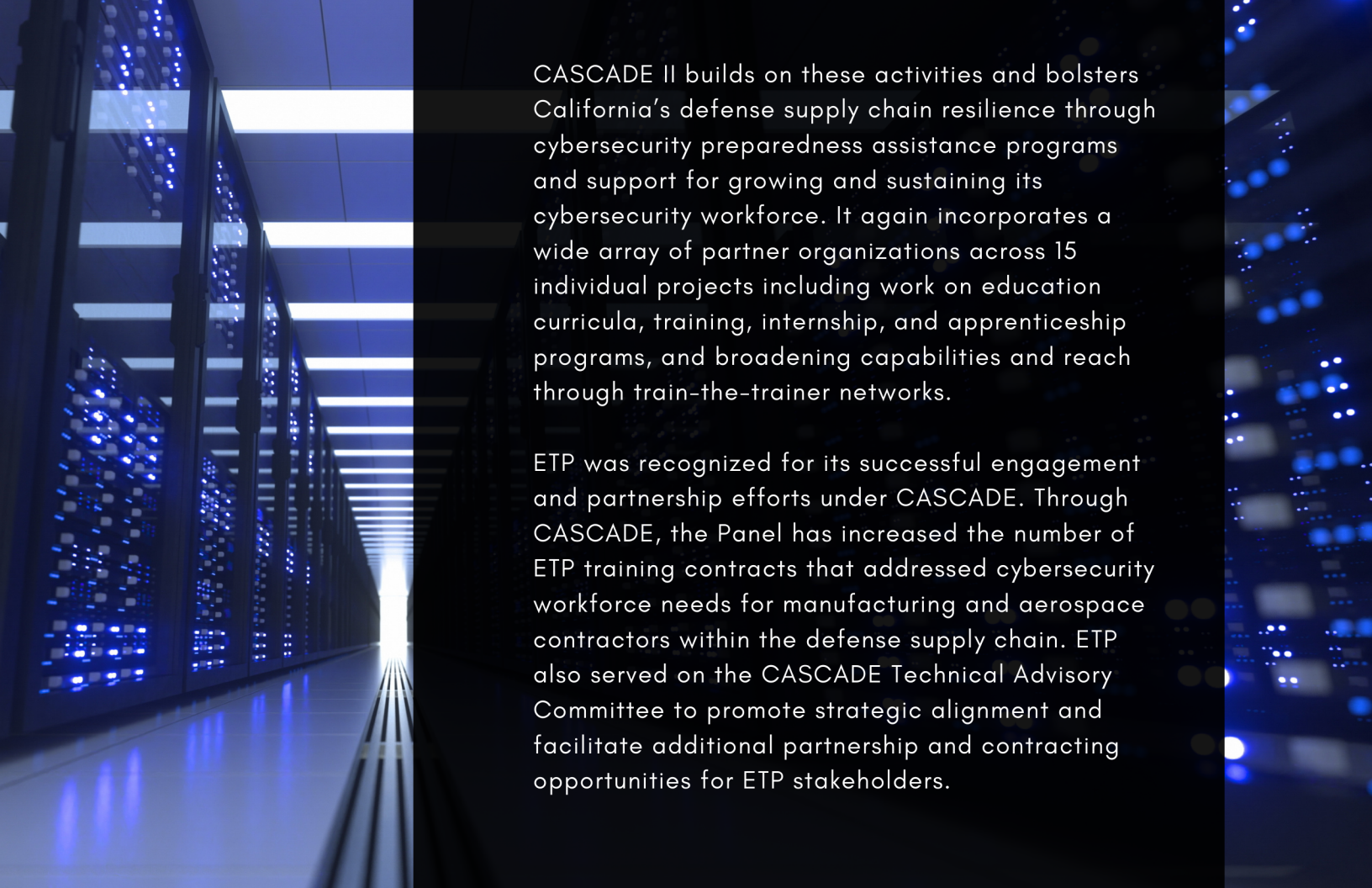


The California Advanced Defense Ecosystems & National Consortia Effort (CADENCE), through the California Governor's Office of Planning and Research (OPR) Military Affairs Unit, is designated by the U.S. Department of Defense (DoD) Under Secretary of Defense for Acquisition and Sustainment as a Defense Manufacturing Community, and includes multiple national security project components. CADENCE aims to strengthen the resiliency of the national security innovation and manufacturing base through a series of investments in technical assistance, workforce development, and knowledge sharing project components that: support critical manufacturing sectors that provide key resources to the American warfighter and to commercial innovation; address DoD's modernization priorities, key policies, guidance and directives; and help maintain the national security manufacturing sector as one of the largest economic drivers in the State of California. CADENCE program activities focus on supporting California suppliers in the defense innovation and manufacturing base who are involved in the advancement of these specific key technologies or supply chains including, but not limited to, space, microelectronics, fifth-generation (5G) wireless technology, cyber, artificial intelligence, and fully networked command, control and communications (FNC3).

The California Advanced Supply Chain Analysis and Diversification Effort (CASCADE) II

CYBERSECURITY U.S. DEPARTMENT OF DEFENSE (DOD) & OFFICE OF PLANNING AND RESEARCH (OPR)

The California Advanced Supply Chain Analysis and Diversification Effort (CASCADE) is a grant program funded by the U.S. Department of Defense, Office of Economic Adjustment through the California Governor's Office of Planning and Research (OPR). Launched in the fall of 2017, the program aims to bolster California's defense supply chain cybersecurity resilience, innovation capacity and diversification strategies and to support the growth and sustainment of California's cybersecurity workforce through cybersecurity-related education curricula, training, and apprenticeship programs. It includes several funded projects featuring a variety of cybersecurity resilience work, in partnership with a coalition of government agencies and community, industry, and educational institutions. Activities include: cybersecurity workshops, cybersecurity compliance assistance, cybersecurity labor market and skills gap analysis, cybersecurity provider mapping and guidance, cybersecurity for space systems, and cybersecurity-related education curricula, training, and apprenticeship programs.



CASCADE II builds on these activities and bolsters California's defense supply chain resilience through cybersecurity preparedness assistance programs and support for growing and sustaining its cybersecurity workforce. It again incorporates a wide array of partner organizations across 15 individual projects including work on education curricula, training, internship, and apprenticeship programs, and broadening capabilities and reach through train-the-trainer networks.

ETP was recognized for its successful engagement and partnership efforts under CASCADE. Through CASCADE, the Panel has increased the number of ETP training contracts that addressed cybersecurity workforce needs for manufacturing and aerospace contractors within the defense supply chain. ETP also served on the CASCADE Technical Advisory Committee to promote strategic alignment and facilitate additional partnership and contracting opportunities for ETP stakeholders.

LEVERAGING ETP FOR A CALIFORNIA FOR ALL

ETP's program and funds are used to further initiatives important to the Governor and the Panel:

- California Energy Commission Clean Transportation Program
- Interagency Advisory Committee on Apprenticeship
- California Apprenticeship Council
- California Sustainable Freight Action Plan

SPOTLIGHT ON SUCCESS

Villara Corporation

SACRAMENTO EMPLOYMENT & TRAINING AGENCY (SETA)/ JOB CREATION



Over seven decades later, Villara Corporation sets the standard for excellence in the HVAC trade. President Rick Wylie evolved from a talented engineer and inventor who spearheads the drive for new and better products, to the president of the company. Under his guidance, Del Beutler's Vision has become the largest heating and air and plumbing company in the United States with locations throughout Northern California.

Villara Corporation is proud to support and participate in initiatives that improve and enhance the communities in which they do business. Over the years, they have supported various programs that have touched the lives of many, especially those who are in great need.

Beutler Heating and Air Conditioning started in the garage of Del Beutler's home in 1947. Del honed his skills as a sheet metal specialist for two years in the U.S. Navy. After spending a year working for a local sheet metal shop, he then went on to obtain his own contractors license.

The first air conditioners were water-cooled, which created massive amounts of spent water and environmental problems. Beutler devised systems, which recycled the water, but the contamination problems seemed insurmountable. Finally, air-cooled systems were introduced and an entire industry was born. Beutler then began working to improve the efficiency of fans, ducting, vents, and insulation. Always developing something new, Del created a think tank atmosphere for his employees.



Villara Corporation

**SACRAMENTO EMPLOYMENT & TRAINING AGENCY
(SETA)
JOB CREATION**

Credit and Permission Villara Corporation 2022

**RECEIVED
\$564K
IN FUNDING****TO CREATE
500
NEW JOBS****TRAINEES EARN
UP TO
\$24/hr**

"For 75 years, Villara Corporation has been a recognized leader in the heating and air conditioning industry, and in more recent years, the plumbing industry. Now more than ever it is essential for us to maximize the effectiveness of our investments in our diverse workforce, providing our employees not only current job skills, but also with leading edge training in workplace safety, digital technology, and vocational literacy courses. Our track record in successfully recruiting talent from diverse backgrounds including immigrants, refugees, justice-involved individuals, and veterans continues to set our company apart from the rest. With the help of ETP funding, we have been able to give our personnel these critical skillsets and the best opportunities to pursue careers in our company. Furthermore, ETP has provided an opportunity to strengthen our relationship with our Workforce Development Board, the Sacramento Employment Training Agency, to gain additional support for recruiting and retaining talent."

Kathleen Carlson,
Apprenticeship Training Coordinator

Creating Coding Careers

Reshaping Technology to Reflect Diversity

EXPANSION FUND/TECHNOLOGY

Located in San Diego, California, Creating Coding Careers is a nonprofit organization which recruits, hires, and trains individuals all across America who may have otherwise felt a career in tech was unattainable. CCC is committed to enhancing lives and enriching local communities. By successfully placing highly trained, top-quality candidates at premier software companies, they are doing their part to reshape the tech industry to reflect the diversity of our communities.

RECEIVED
\$198K
IN FUNDING
TO CREATE
75 **NEW JOBS**
IN TECH



FAST TRACKING CAREER OPPORTUNITIES

Apprentice Software & Data Engineers participate for 12 months and receive:

- 40 hour a week to earn and learn
- PTO, Paid Holidays, Medical, 401K
- Career Services and meaningful work experience as engineers
- Opportunities to serve our community

"Career Coding Careers is building the front door into tech to create generational wealth, through employer driven earn and learn pathways, for traditionally underserved communities. The nonprofit recruits, hires, and trains individuals all across America who may have otherwise felt a career in tech was unattainable. Through the training contract with ETP we have been able to expand hiring in California through some very challenging economic times. While other tech companies have been laying people off we have continued to hire and place our apprentices into well-paying new collar careers."

Mike Roberts
 Chief Executive Officer
 Creating Coding Careers

Creating Coding Careers

Reshaping Technology to Reflect Diversity

TRAINEE OUTCOMES

FROM PASTOR TO PROGRAMMER



Pictured: William Broxton Credit and Permission
Creating Coding Careers 2022

William Broxton was a pastor before joining CCC, completing web development training as well as the ETP contract supported training for ServiceNow. He was selected to become a TA (teaching assistant) for a cohort of students that are going through the ServiceNow Skillbridge program. He is on the fast track for a career as a developer in the ServiceNow ecosystem.

"Coding has helped me find new ways of solving problems, making me more creative as a designer, developer, and musician. It's also helped me think differently about how I approach design challenges when working with others on projects. It's been rewarding and oh-so challenging! Coding requires creativity and logic, skills also necessary for design and creative expression. Learning to code also allows me to create a legacy for my children. They will grow up in a home with a father constantly tinkering and constantly learning. They'll have a father who is always building new things in new languages. To me, that's a powerful legacy to leave for the next generation of brilliant black minds."

William Broxton
Creating Coding Careers Participant
Currently Employed at ServiceNow, TA

“...coding is a powerful legacy to leave for the next generation of brilliant black minds”

Mountain Pass Mining

CRITICAL PROPOSAL/JOB CREATION MANUFACTURING

Founded in 2017, MP Materials operates the Mountain Pass Rare Earth Mine and Processing Facility in Mountain Pass, California. The Company produces and processes rare earth minerals and essential components used in a wide range of clean energy, information technology, defense and industrial applications.

MP Material's customers include companies that utilize the unique magnetic and electrochemical properties of these processed rare earth elements to develop and produce products/technologies that reduce weight, emissions and/or energy consumption, leading to a smaller carbon footprint.

MP Material's products also help customers manufacture goods/technologies that are more durable and efficient. The fastest growth driver for rare earth consumption is in permanent magnets used in the traction motors in electric vehicles and in wind turbine gearboxes. These elements are also utilized in developing products/technologies in the defense, healthcare, telecommunications and applications industries.



Credit and Permission MP Mining 2022

Mountain Pass Mining

CRITICAL PROPOSAL/JOB CREATION MANUFACTURING



Credit and Permission MP Mining 2022

RECEIVED
\$548K
IN FUNDING
TO TRAIN
150 TRAINEES
AND CREATE
170 NEW JOBS

"Our people are our most important asset, and the partnership we have established with the Employment Training Panel will help us give them the tools they need to fulfill our mission to restore the full rare earth supply chain to the United States. Rare earth elements are essential to the clean energy economy, and funding from the ETP will help us produce them safely, efficiently and in an environmentally responsible manner."

Michael Rosenthal,
Chief Operating Officer
Mountain Pass Mining

FOCUS ON THE FUTURE



Focus in the coming year

- Accelerate and build upon Diversity, Equity and Inclusion
- Program & Process Improvements
- Expansion of Internal Operations
- Support for Small Businesses, Stakeholders and Partners

APPENDICES



A-1 APPROPRIATIONS & EXPENDITURES

A-2 CORE FUNDING CONTRACTS APPROVED IN HUAS

B-1 COMPLETED CONTRACT DATA

- A** SUMMARY OF COMPLETED CONTRACTS
 - B** TRAINEES SERVED BY BUSINESS SIZE
 - C** TRAINING BY INDUSTRY
 - D** TRAINEE WAGES
 - E** LITERACY TRAINING
 - F** TRAINEE DEMOGRAPHICS
-

B-2 COMPLETED CORE FUNDING CONTRACTS

C-1 INCOMPLETE CONTRACTS

APPROPRIATIONS AND EXPENDITURES

In FY 2021-22, the ETF received a Budget Act appropriation of \$84 million. The FY 2021-22 ETF collection was forecast at \$104.3 million. After deducting administrative costs, and prior year liabilities, ETP had over \$16.7 million to fund new core training contracts in FY 2021-22. The Panel expended all of these training funds by May 2022.

CORE FUNDING - Appropriation and Expenditure Report FY 2021-22**

ETF Budget Act Appropriation	\$84,033,000
EDD Tax Branch (ETT Collection)	<u>-\$6,985,000</u>
Total Appropriation to ETP:	\$77,048,000

ETP Budget Spending Authority:

Appropriation to ETP	\$77,048,000
Reinvested Funds (Provision 1)	\$1,035,034
Roll Over Funds from Active Contracts	\$1,703,765
Allocation for employee compensation, staff benefits, pension contribution adjustment	<u>\$617,000</u>
Total Budget Authority for Fiscal Year 2021-22:	\$80,403,799

ETP Expenditures*:

Program Administration	\$15,088,485
EDD Support	\$594,043
Marketing and Research	\$0
Program Funds (new & prior year liabilities for training contracts)	<u>\$64,721,271</u>
Total Expenditures for Fiscal Year 2021-22:	\$80,403,799

**ETP Expenditures are estimates due to delays from Fi\$cal

The available \$80.4 million in core funding for Fiscal Year 2021-22 was allocated by the Panel as follows:

- **Program Funds:** The Panel encumbered all available program funds (\$64.7 million) for training. Of this amount, \$48.0 million was used for prior-year contract liabilities resulting from incremental funding and \$16.7 million was encumbered into new training contracts.
- In order to maximize program funds, ETP incrementally encumbers training funds, initially encumbering about 40 percent of the contract amounts to cover first year costs and mitigate second year liabilities. Funding is disbursed over a two-year term per project.
- **Program Administration:** Approximately \$15 million was used for program administration costs, including EDD support.
- **Marketing and Research:** ETP did not have any marketing contracts in fiscal year 2021-22 due to the on-going demand for ETP funds. ETP training contracts did not require a high level of marketing expenditures as in years past.

APPENDIX A-2

CORE FUNDING PROJECTS APPROVED IN HIGH UNEMPLOYMENT AREAS

Contractor Name	County(ies) Served	Industry	Trainees Approved in HUA	Approved Amount in HUA
ARROW SIGN CO	San Joaquin and Alameda	Manufacturing	65	\$22,425
CALIFORNIA MANUFACTURERS AND TECHNOLOGY ASSOCIATION	Statewide	Services (Other)	1160	\$599,968
Cedars-Sinai Medical Center	Los Angeles	Healthcare	310	\$499,100
CFHS Holdings, Inc.	Los Angeles	Healthcare	289	\$498,525
Chrisp Company	San Bernardino, San Joaquin, Yolo, Fresno, Ventura, Monterey, Alameda	Construction	280	\$397,670
Consolidated Disposal Service, L.L.C.	Los Angeles, Orange, Fresno, Monterey, Sacramento, San Joaquin, San Francisco	Waste Management	734	\$599,978
GALLO CATTLE COMPANY LP	MERCED	Manufacturing	211	\$349,416
Haggerty Construction, Inc.	San Joaquin	Construction	87	\$129,260
Huft Heating and Air Conditioning, Inc.	Sacramento, Sutter, Yuba	Construction	145	\$270,020
PITMAN FARMS	Fresno, Kern, Kings, Madera, Merced, San Bernardino, Tulare	Manufacturing	814	\$402,040
Pomona Valley Hospital Medical Center	Los Angeles	Healthcare	374	\$498,916
PROVIDENCE WEST VALLEY HEALTHCARE CENTER LLC	Kern, San Bernardino, Riverside, Tulare, Ventura, Los Angeles, San Diego, Fresno	Healthcare	825	\$499,560
Valmetal Tulare Inc.	Tulare, Stanislaus	Manufacturing	108	\$103,960
Webasto Charging Systems, Inc.	Los Angeles	Professional, Scientific, and Technical	150	\$172,500
14 contracts			5,552	\$5,043,338

COMPLETED CONTRACT DATA

A. SUMMARY OF COMPLETED CONTRACTS

	Core Funding
Number of Contracts	310
Amount Earned	\$72,295,614
Retained in Employment	76,041
Average Cost per Trainee	\$951

B. TRAINEES SERVED BY BUSINESS SIZE

The following tables identify completed contracts by business size. Note that small business is defined as employing 250 or fewer employees the number of trainees and dollars earned. Under Core Funding, 72 percent of retrainees were employed by small businesses.

All Business Sizes:

Core Funding: 2,601 businesses

- 72 percent small businesses
- 27 percent large businesses
- 1 percent unknown

Small Businesses:

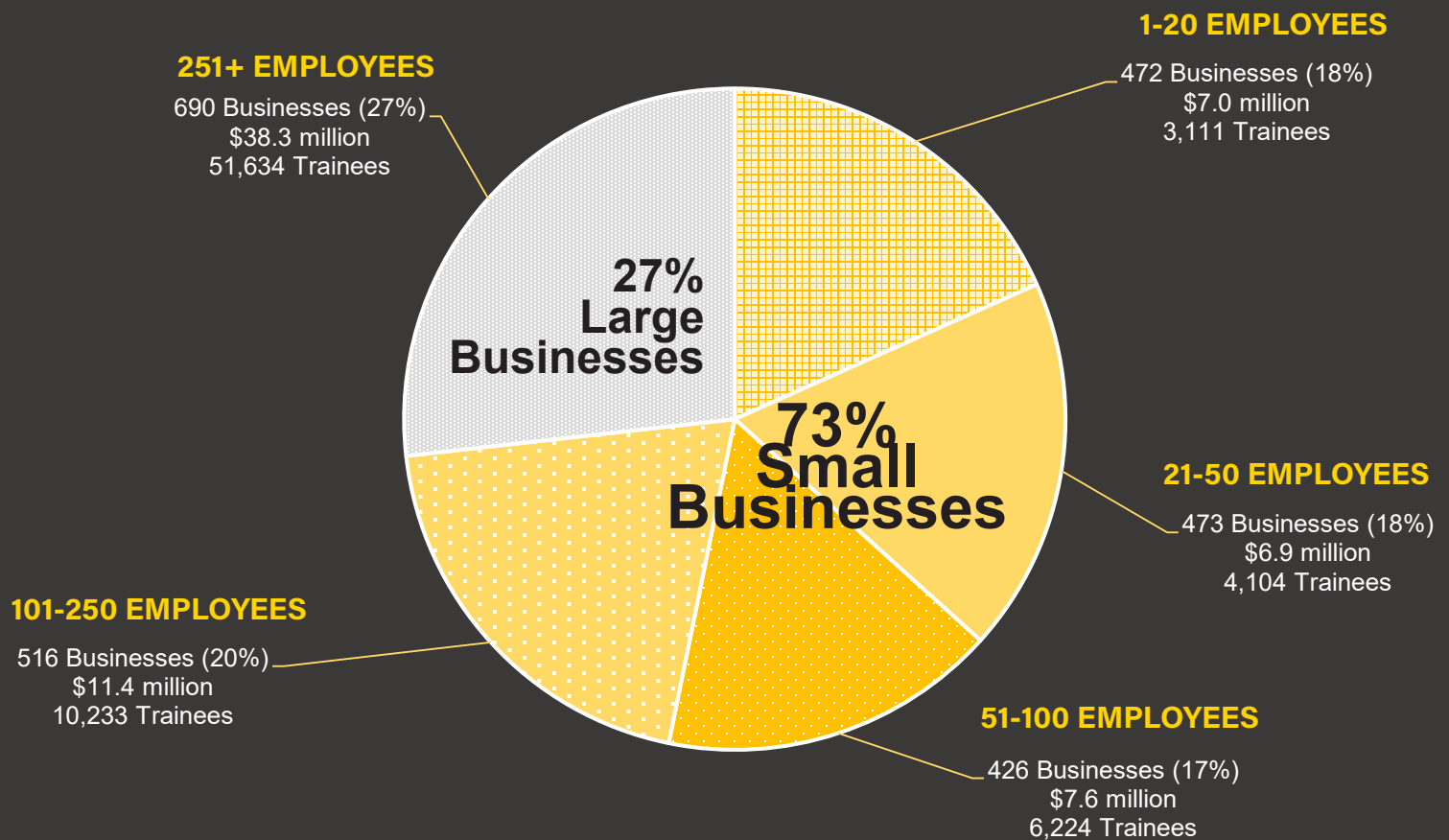
The Panel funds training for small business through both direct contracts with single employers and multiple-employer contracts (MECs), such as employer consortia or training agencies that train workers of multiple employers.

Core Funding: 131 small businesses served through direct contracts to provide training for 6,585 trainees; 1,756 small businesses were served through 86 MECs, providing training for 17,078 trainees.

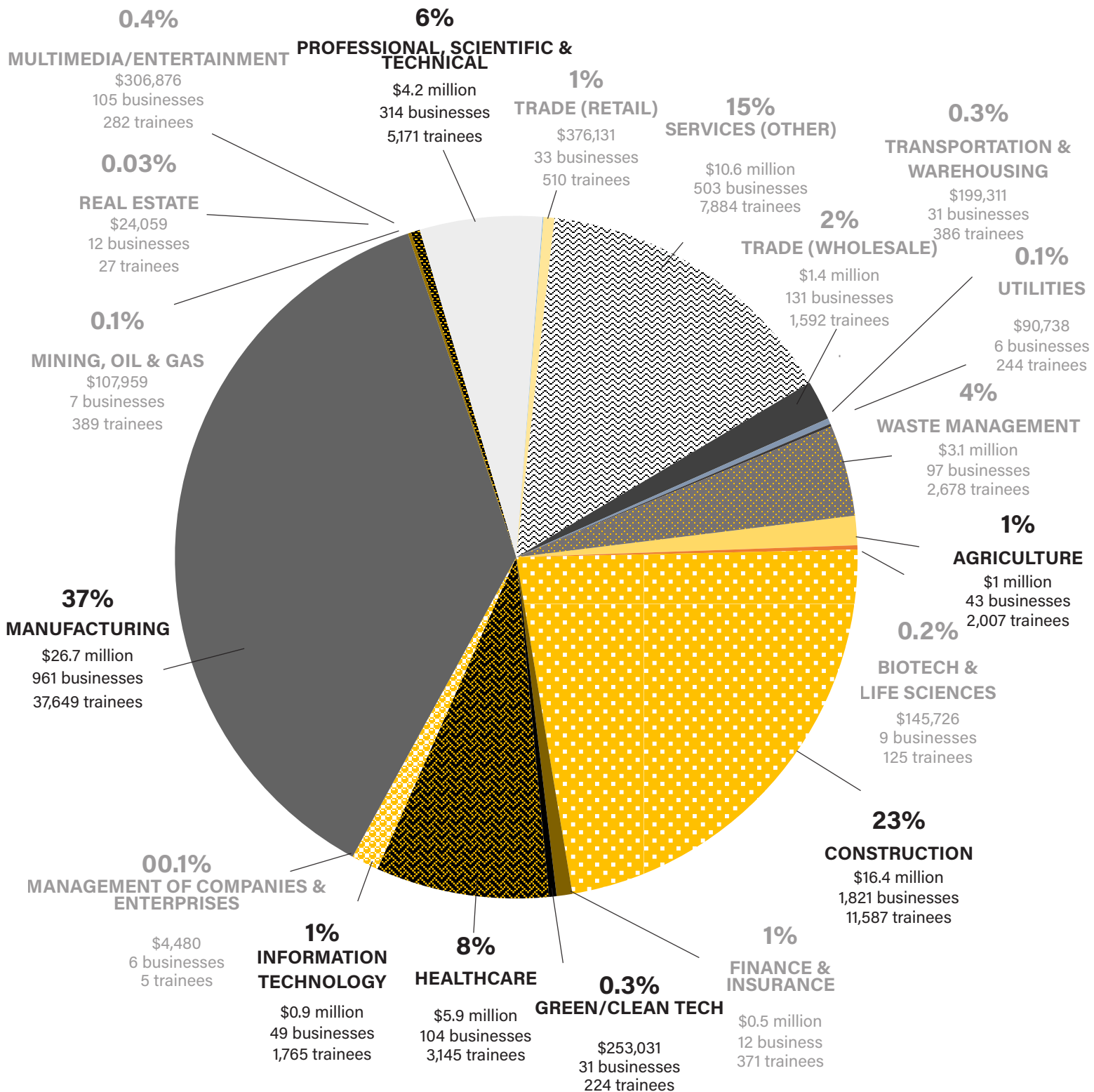
CORE & ALTERNATIVE FUNDED CONTRACTS

Bus. Size	Retrainees	Retrainee \$ Earned	New Hires	New Hire \$ Earned	Total \$ Earned
1-20	5537	\$8,878,517	299	\$1,330,663	\$10,209,180
21-50	6404	\$10,870,997	30	\$189,050	\$11,060,047
51-100	6167	\$5,851,739	-	-	\$5,851,739
101-250	9743	\$8,653,043	118	\$467,008	\$9,120,051
251+	47096	\$34,684,050	181	\$737,586	\$35,421,637

CONTRACTS BY BUSINESS SIZE



C. TRAINING BY INDUSTRY

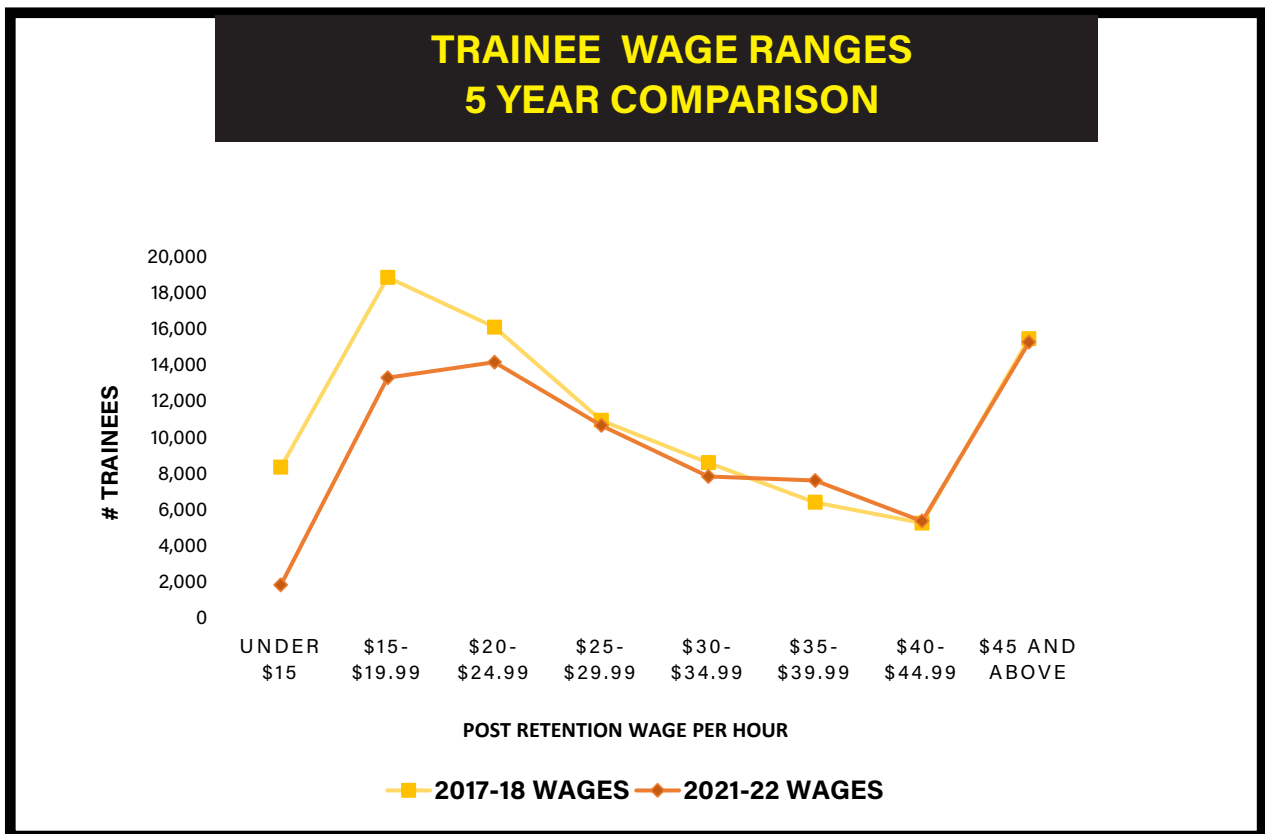


D. TRAINEE WAGES

Among ETP core and alternative funding, the average post retention wage for 628 workers unemployed at the start of training (new hires) was \$19.39 per hour. The average post-retention wage for 75,413 incumbent workers (retrainees) was \$34.60 per hour.

While ETP funds training for high-wage, high-skill jobs, it also funds training for lower wage workers to assist them in advancing to better paying, more secure jobs.

The graph below illustrates the difference in the distribution of trainee wages after training and retention in 2017-18 and 2021-22.



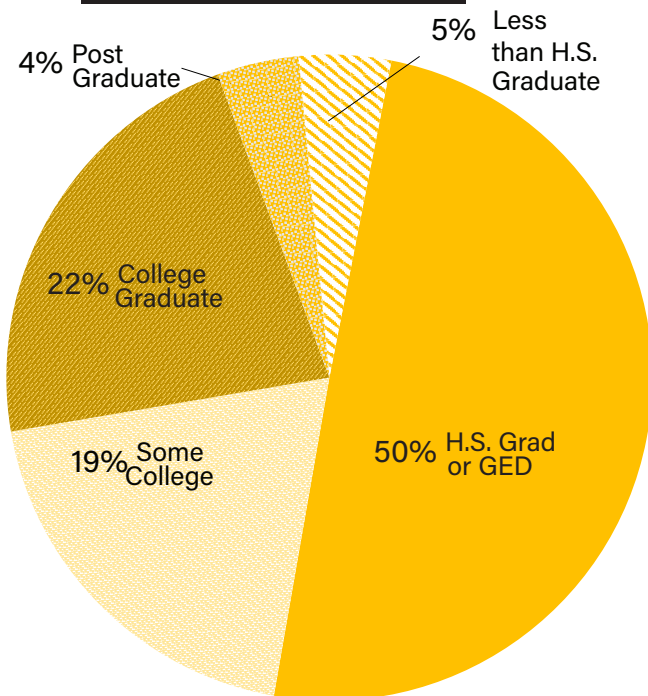
E. LITERACY TRAINING

The Panel supports literacy training (reading, writing, language comprehension, math, and Vocational English as a Second Language) linked to job skills. Most literacy training was for frontline workers in manufacturing. 5 completed core contracts included literacy training for 792 trainees.

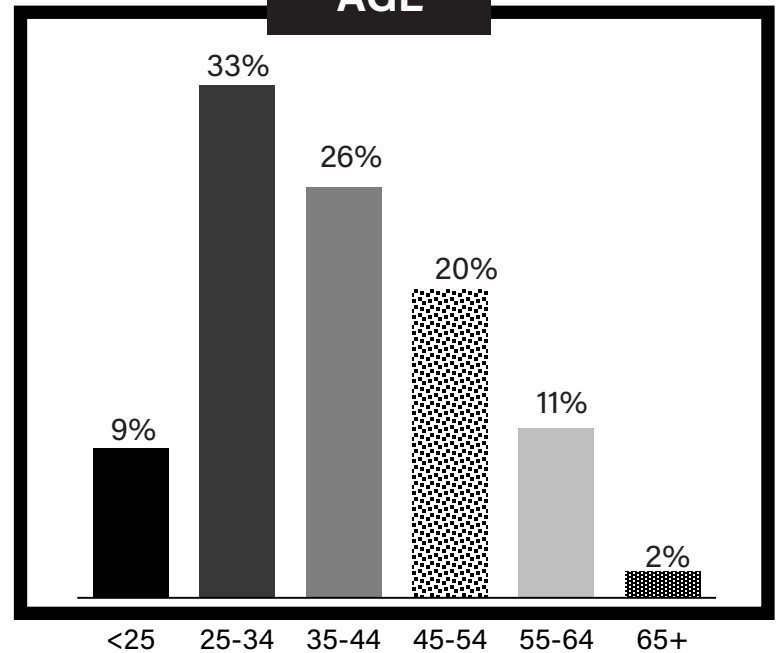
F. TRAINEE DEMOGRAPHICS

ETP trainee demographic characteristics have been reported for sex, age, education, ethnicity, and veterans.

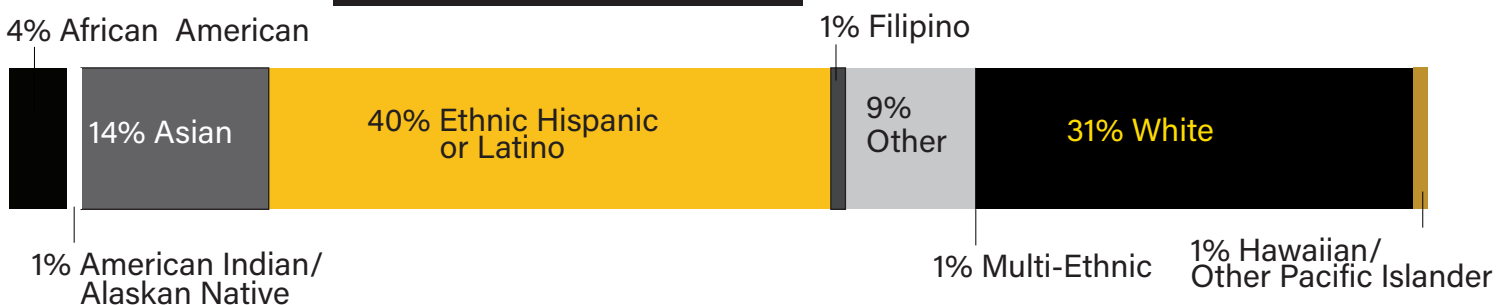
EDUCATION



AGE



RACE / ETHNICITY



GENDER

74% MALE

26% FEMALE

**1,242 VETERANS
OR 2%**

ETP trainees who specified a veteran status

APPENDIX B-2

COMPLETED CORE FUNDING CONTRACTS

Contractor Name	County(ies) Served	Business Size	Industry	Re-trainees	New Hires	Earned Amount	% Earned
180 SNACKS INC	ORANGE	49	Manufacturing	22	0	\$41,589.00	95.67%
3-D ENGINEERING, CORP.	RIVERSIDE	23	Manufacturing	24	0	\$27,945.00	100.00%
3DEO INC	LOS ANGELES	55	Manufacturing	90	0	\$15,295.92	25.58%
A M ORTEGA CONSTRUCTION INC	San Diego, Riverside	250	Construction	387	0	\$325,444.94	99.51%
A&J TRAINING TRUST FUND	Imperial, Inyo, Kern, Los Angeles, Orange, Riverside, San Bernardino, San Diego, San Luis Obispo, Santa Barbara, Ventura	MEC	Services (Other)	590	0	\$427,350.00	100.00%
ABBOTT VASCULAR INC	Alameda, Contra Costa, Orange, Santa Clara, San Mateo, Riverside	99000	Manufacturing	150	0	\$198,000.00	99.00%
ADELAIDA CELLARS, INC.	SAN LUIS OBISPO	51	Manufacturing	41	0	\$28,010.32	47.02%
ADF INC	LOS ANGELES	24	Manufacturing	31	0	\$25,300.00	100.00%
AGILENT TECHNOLOGIES, INC.	Sacramento, Santa Clara, Santa Barbara	14800	Manufacturing	2261	0	\$749,892.00	100.00%
AGILENT TECHNOLOGIES, INC.	Sacramento, Santa Clara, Santa Barbara	14800	Manufacturing	150	0	\$199,000.00	100.00%
AIKYUM INC	ORANGE	8	Professional, Scientific, and Technical	7	0	\$7,912.00	76.44%
ALAMEDA COUNTY ELECTRICAL INDUSTRY APPRENTICESHIP AND TRAINING TRUST	Alameda	MEC	Construction	822	0	\$704,795.59	94.44%
ALEIA CORP.	ALAMEDA	17	Trade (Wholesale)	24	0	\$19,320.00	100.00%

Contractor Name	County(ies) Served	Business Size	Industry	Re-trainees	New Hires	Earned Amount	% Earned
ALIGN BUILDERS INC	SAN DIEGO	35	Construction	50	0	\$5,905.75	13.26%
ALLIANCE ENVIRONMENTAL HOLDINGS LLC	Los Angeles, Orange San Diego, Imperial, Ventura, San Luis Obispo, Fresno, Santa Clara, Santa Cruz, Sacramento, Solano	522	Waste Management	946	0	\$263,551.25	60.42%
ALTMAN SPECIALTY PLANTS INC	Monterey, Riverside, San Diego	2500	Agriculture	2074	0	\$74,520.00	100.00%
AMBRY GENETICS CORP	ORANGE	760	Healthcare	749	0	\$82,750.09	26.60%
AMERICAN EDUCATION SYSTEMS CORP.	San Mateo, Los Angeles, Orange, Riverside, San Diego, San Bernardino	MEC	Healthcare	329	0	\$718,133.60	96.66%
AMERICAN PROFESSIONAL AMBULANCE CORP	LOS ANGELES	80	Healthcare	238	0	\$61,410.00	100.00%
ANDERSON & HOWARD ELECTRIC, INC.	ORANGE	230	Construction	171	0	\$12,329.38	16.55%
APPLIED MEDICAL RESOURCES CORPORATION	ORANGE	4300	Manufacturing	3974	0	\$373,635.00	100.00%
ARDAGH GLASS INC	MADERA	23000	Manufacturing	365	0	\$52,005.49	21.39%
ARROW SIGN CO	Alameda, San Joaquin	70	Manufacturing	53	0	\$9,338.00	100.00%
ARTEMIS HEADLANDS, LLC	San Diego, Riverside	51	Professional, Scientific, and Technical	78	0	\$56,304.00	100.00%
ARVINYL LAMINATES, LP	RIVERSIDE	27	Manufacturing	29	0	\$30,360.00	97.78%
ASAP HOLDING CO.	SAN DIEGO	61	Construction	64	0	\$70,638.75	94.79%
ASC PROCESS SYSTEMS, INC.	LOS ANGELES	235	Manufacturing	235	0	\$94,715.95	100.00%
ASPEN HEALTHCARE CORP	ORANGE	292	Healthcare	101	0	\$58,999.70	15.56%
ASSOCIATED BUILDERS AND CONTRACTORS LOS ANGELES/VENTURA MERIT TRAINING TRUST FUND	Los Angeles, Ventura	MEC	Services (Other)	67	0	\$100,562.00	40.61%

Contractor Name	County(ies) Served	Business Size	Industry	Re-trainees	New Hires	Earned Amount	% Earned
ASSOCIATED BUILDERS AND CONTRACTORS OF SOUTHERN CALIFORNIA INC MERIT TRAINING TRUST FUND	Los Angeles, Orange, Riverside, San Bernardino, Ventura	MEC	Services (Other)	416	0	\$745,330.00	100.00%
ASSOCIATED GENERAL CONTRACTORS OF AMERICA, SAN DIEGO CHAPTER, INC. APPRENTICESHIP AND TRAINING TRUST FUND	San Diego, Orange, Riverside, San Bernardino, Imperial	MEC	Services (Other)	499	0	\$297,528.00	100.00%
AVALARA INC	SAN LUIS OBISPO	1600	Professional, Scientific, and Technical	29	0	\$34,028.50	45.80%
AVATAR PARTNERS INC	ORANGE	24	Professional, Scientific, and Technical	21	0	\$13,409.00	71.98%
AVCORP COMPOSITE FABRICATION INC	LOS ANGELES	750	Manufacturing	235	0	\$8,843.50	5.02%
B&B MFG CO	LOS ANGELES	281	Manufacturing	312	0	\$81,443.18	72.85%
BABCOCK LABORATORIES INC	RIVERSIDE	86	Professional, Scientific, and Technical	128	0	\$20,251.07	42.54%
BALANCED BODY INC	SACRAMENTO	203	Manufacturing	284	0	\$56,832.62	86.06%
BALDA C BREWER INC	SAN BERNARDINO	3210	Manufacturing	222	0	\$29,572.66	13.87%
BANDY MFG LLC	LOS ANGELES	75	Manufacturing	81	0	\$20,597.20	34.12%
BAR BAKERS LLC	ORANGE	210	Manufacturing	201	0	\$199,341.00	100.00%
BARCO UNIFORMS INC	LOS ANGELES	255	Manufacturing	181	0	\$18,061.21	12.04%
BARSOTTI JUICE CO	EL DORADO	50	Manufacturing	43	0	\$10,011.67	31.09%
BAXALTA US INC	LOS ANGELES	50000	Manufacturing	864	0	\$20,997.62	5.07%
Bay Ship & Yacht Co.	ALAMEDA	407	Manufacturing	492	0	\$209,253.20	82.46%
BEACHBODY LLC	Los Angeles	658	Information	1016	0	\$269,036.09	86.23%
BELLOWS PLUMBING HEATING & AIR INC	Marin, Santa Cruz, Santa Clara	103	Construction	164	0	\$241,500.00	100.00%
BETTS CO	Alameda, Fresno, Los Angeles, Sacramento, San Bernardino, San Joaquin	275	Manufacturing	379	0	\$404,912.01	97.10%
BIOMARIN PHARMACEUTICAL INC.	MARIN	3400	Manufacturing	126	0	\$200,000.00	100.00%

Contractor Name	County(ies) Served	Business Size	Industry	Re-trainees	New Hires	Earned Amount	% Earned
BLACH CONSTRUCTION CO	SAN FRANCISCO	155	Construction	44	0	\$14,547.50	59.78%
BLUE DIAMOND GROWERS	Sacramento, Stanislaus	1559	Manufacturing	1697	0	\$566,260.00	100.00%
BNBUILDERS INC	San Diego, Orange, San Mateo	720	Construction	525	0	\$112,627.32	57.34%
BRAND CONSULTING GROUP LLC	Los Angeles, Orange, San Diego, Ventura, Kern, San Bernardino, Riverside	MEC	Professional, Scientific, and Technical	145	0	\$739,888.29	98.78%
BRANDED ONLINE INC	Orange, Los Angeles, San Bernardino	154	Professional, Scientific, and Technical	310	0	\$43,593.05	27.37%
BREAKWATER INTERNATIONAL (CALIFORNIA) LLC	LOS ANGELES	33	Manufacturing	26	0	\$19,964.00	96.44%
BRICK MASONS' APPRENTICESHIP AND TRAINING TRUST FUND	Los Angeles, Orange, San Diego, Imperial, Riverside, San Bernardino, Inyo, Mono, Tulare, Kern, Ventura, San Luis Obispo, Santa Barbara	MEC	Services (Other)	98	0	\$202,080.87	88.08%
BUTTE GLENN COMMUNITY COLLEGE DISTRICT	MULTI COUNTIES	MEC	Services (Other)	662	0	\$680,702.44	90.79%
CALIFIA FARMS LLC	Los Angeles, Kern	285	Manufacturing	314	0	\$101,343.75	27.76%
CALIFORNIA BATH SYSTEMS LLC	SAN DIEGO	24	Construction	28	0	\$28,980.00	100.00%
CALIFORNIA CREATIVE SOLUTIONS, INC.	San Diego	350	Professional, Scientific, and Technical	66	0	\$255,684.00	91.06%
CALIFORNIA FIELD IRONWORKERS APPRENTICESHIP TRAINING AND JOURNEYMAN RETRAINING FUND - NORTHERN CA	Northern and Central California	MEC	Construction	795	0	\$739,468.98	99.23%
CALIFORNIA FIELD IRONWORKERS APPRENTICESHIP TRAINING AND JOURNEYMAN RETRAINING FUND -SOUTHERN CA	SOLANO	MEC	Construction	1549	0	\$697,888.58	94.24%
CALIFORNIA HARVESTERS INC	KERN	903	Agriculture	67	0	\$3,280.00	1.65%
CALIFORNIA LABOR FEDERATION AFL-CIO	Statewide	MEC	Services (Other)	217	6	\$361,425.43	96.30%

Contractor Name	County(ies) Served	Business Size	Industry	Re-trainees	New Hires	Earned Amount	% Earned
CALIFORNIA MANUFACTURERS AND TECHNOLOGY ASSOCIATION	MULTI COUNTIES	MEC	Services (Other)	2446	0	\$949,065.00	100.00%
CALIFORNIA PLUMBING & MECHANICAL CONTRACTORS ASSOCIATION	Statewide	MEC	Construction	291	0	\$123,460.00	100.00%
CALIFORNIA POLYTECHNIC STATE UNIVERSITY FOUNDATION	San Luis Obispo, Santa Barbara	MEC	Services (Other)	202	0	\$26,030.16	14.80%
California Tradeshow and Sign Crafts Joint Apprenticeship Training Trust Fund of Painters and Allied Trades District Council 36	MULTI COUNTIES	MEC	Services (Other)	314	0	\$131,702.70	27.30%
CALIFORNIA WORKFORCE ASSOCIATION	Statewide	MEC	Professional, Scientific, and Technical	745	0	\$749,884.00	100.00%
CALMONT ENGINEERING & ELECTRONICS CORP	ORANGE	32	Manufacturing	35	0	\$30,935.92	100.00%
CANNON BUILDING SERVICES INC	MULTI COUNTIES	38	Construction	55	0	\$26,851.50	67.94%
CAPISTRANO BEACH CARE CENTER LLC	Statewide	3769	Healthcare	265	0	\$88,865.33	18.14%
CAPITAL ENGINEERING CONSULTANTS INC	SACRAMENTO, LOS ANGELES	57	Professional, Scientific, and Technical	60	0	\$4,910.73	8.53%
CARPENTERS TRAINING COMMITTEE	Northern California	MEC	Services (Other)	1399	0	\$427,350.00	100.00%
CART MART, INC.	San Diego, Riverside, Orange, Los Angeles	90	Trade (Wholesale)	69	0	\$39,330.00	100.00%
CELL-CRETE CORPORATION	Alameda, Los Angeles, San Diego	250	Manufacturing	394	0	\$172,960.00	100.00%
CEPHEID	Santa Clara, San Joaquin	59000	Manufacturing	257	0	\$200,000.00	100.00%
CEPHEID	Santa Clara, San Joaquin	59000	Manufacturing	1706	0	\$506,105.82	100.00%
CERTIFIED STAINLESS SERVICE INC	Kern, Merced, Stanislaus	203	Manufacturing	247	0	\$382,430.89	92.37%
CHAFFEY COMMUNITY COLLEGE DISTRICT	MULTI COUNTIES	MEC	Services (Other)	1999	0	\$749,994.00	100.00%
CHAMPION HOME BUILDERS INC	Riverside, Tulare, Yolo	7000	Manufacturing	601	0	\$373,428.00	100.00%
CLARKE & RUSH MECHANICAL INC	SACRAMENTO	100	Construction	129	0	\$250,274.50	100.00%

Contractor Name	County(ies) Served	Business Size	Industry	Re-trainees	New Hires	Earned Amount	% Earned
CLARKWESTERN DIETRICH BUILDING SYSTEMS LLC	Riverside, San Diego, Yolo	1500	Manufacturing	280	0	\$298,500.89	80.11%
COAST PACKING COMPANY	LOS ANGELES	75	Manufacturing	116	0	\$74,290.00	100.00%
COBHAM ADVANCED ELECTRONIC SOLUTIONS INC	San Diego, Santa Clara	11505	Manufacturing	603	0	\$150,479.57	76.30%
COLLINS ELECTRICAL CO INC	Alameda, Monterey, San Joaquin, Stanislaus, Yolo	509	Construction	497	0	\$591,122.31	99.15%
COSMETIC GROUP USA INC	LOS ANGELES	136	Manufacturing	183	0	\$92,103.70	86.51%
CRI ES INC	LOS ANGELES	47596	Healthcare	354	0	\$193,535.16	38.99%
CSI ELECTRICAL CONTRACTORS INC	Los Angeles, San Diego, Santa Clara	900	Construction	715	0	\$97,970.34	64.54%
CYPRESS SEMICONDUCTOR CORP	Santa Clara, San Mateo, Orange, San Diego	6000	Manufacturing	838	0	\$78,887.70	40.98%
DANIELIAN ASSOCIATES INC	ORANGE	29	Professional, Scientific, and Technical	33	0	\$45,195.00	100.00%
DARBUN ENTERPRISES INC	LOS ANGELES	485	Healthcare	298	0	\$192,136.02	64.51%
DELICATO VINEYARDS	San Joaquin, Napa	850	Manufacturing	639	0	\$74,819.00	78.20%
DIALSOURCE INC	SACRAMENTO	36	Professional, Scientific, and Technical	37	0	\$23,257.60	32.15%
DNC PARKS & RESORTS AT TENAYA INC	Fresno, Mariposa	60000	Services (Other)	622	0	\$172,537.37	57.04%
DOTY BROSEQUIMENT CO	Los Angeles, Kern	340	Construction	371	0	\$358,800.00	100.00%
DPR CONSTRUCTION INC	San Mateo, San Francisco, Santa Clara, Los Angeles, Orange, San Diego, Sacramento	7013	Construction	673	0	\$128,941.03	35.04%
DREAMWORKS ANIMATION LLC	LOS ANGELES	28667	Information	1868	0	\$89,170.75	34.62%
E & J GALLO WINERY	Napa, Sonoma, San Luis Obispo, Stanislaus, Merced, Fresno, Monterey	6500	Manufacturing	600	0	\$649,980.00	100.00%

Contractor Name	County(ies) Served	Business Size	Industry	Re-trainees	New Hires	Earned Amount	% Earned
E INK CALIFORNIA LLC	ALAMEDA	2174	Professional, Scientific, and Technical	60	0	\$48,530.75	67.63%
EA MACHINING INC	SANTA CLARA	9	Manufacturing	8	0	\$8,337.50	67.13%
EAGLE SYSTEMS INTERNATIONAL INC	Alameda, San Joaquin, San Diego, Riverside, Fresno	425	Waste Management	673	0	\$649,977.81	100.00%
EAST COUNTY ECONOMIC DEVELOPMENT COUNCIL	SAN DIEGO	MEC	Professional, Scientific, and Technical	0	11	\$18,279.12	7.63%
EASTWESTPROTO, INC.	Los Angeles, Orange	240	Healthcare	319	0	\$397,612.27	100.00%
EBARA TECHNOLOGIES INC	Alameda, Sacramento, Santa Clara	16000	Manufacturing	155	0	\$11,967.59	6.05%
EDWARDS LIFESCIENCES LLC	ORANGE	14465	Manufacturing	100	0	\$200,000.00	100.00%
EICHLEAY INC	Contra Costa, Orange	350	Professional, Scientific, and Technical	176	0	\$20,691.11	17.57%
EL CAMINO COMMUNITY COLLEGE DISTRICT	MULTI COUNTIES	MEC	Services (Other)	1529	0	\$743,153.70	99.19%
ELLISON ENVIRONMENTAL INC	SAN LUIS OBISPO	43	Utilities	32	0	\$2,024.00	5.01%
EMBEDDED DESIGNS INC	SAN DIEGO	30	Manufacturing	31	0	\$7,084.00	20.53%
EMPLOYERS GROUP	MULTI COUNTIES	MEC	Services (Other)	175	0	\$118,288.50	17.18%
ENGEO INCORPORATED	MULTI COUNTIES	310	Professional, Scientific, and Technical	295	0	\$148,676.71	74.46%
ENVENT CORP	Los Angeles, Contra Costa	230	Waste Management	106	0	\$34,298.75	34.27%
ENVIRO TECH CHEMICAL SERVICES INC	STANISLAUS	188	Manufacturing	238	0	\$30,406.92	19.36%
ERIKSSON LLC	Fresno, Tulare	1200	Agriculture	69	0	\$57,155.00	100.00%
EROSION CONTROL APPLICATIONS INC	Orange	75	Professional, Scientific, and Technical	140	0	\$65,954.57	88.59%
EVERSON SPICE COMPANY, INC.	LOS ANGELES	96	Manufacturing	124	0	\$41,881.85	70.58%
Field Fresh Foods Incorporated	LOS ANGELES	721	Manufacturing	583	0	\$167,957.42	99.22%
FLORY INDUSTRIES	STANISLAUS	262	Manufacturing	460	0	\$98,496.64	39.89%
FLUID COMPONENTS INTERNATIONAL LLC	SAN DIEGO	225	Manufacturing	250	0	\$40,942.76	22.59%
FM INDUSTRIES INC	ALAMEDA	20115	Manufacturing	791	0	\$362,250.04	100.00%
FOLSOM READY MIX INC	Sacramento, Placer, Shasta	112	Manufacturing	178	0	\$88,771.95	68.31%

Contractor Name	County(ies) Served	Business Size	Industry	Re-trainees	New Hires	Earned Amount	% Earned
FOSTER POULTRY FARMS LLC	Merced, Fresno, Tulare, Los Angeles	13000	Manufacturing	510	0	\$489,458.86	88.49%
FOSTER POULTRY FARMS LLC	Merced, Fresno, Tulare, Los Angeles	14000	Manufacturing	124	0	\$180,000.00	100.00%
FOX FACTORY INC	Santa Cruz, San Diego	2140	Manufacturing	1324	0	\$362,155.70	72.55%
FREE ENERGY SAVINGS COMPANY, LLC	San Bernardino, Contra Costa, Sonoma, San Mateo	265	Construction	296	0	\$525,550.00	100.00%
FRESHPOINT SOUTHERN CALIFORNIA INC	LOS ANGELES	66500	Trade (Wholesale)	332	0	\$195,447.03	57.38%
FRESNO AREA PLUMBERS PIPE & REFRIGERATION FITTERS JATC	Fresno, Kings, Madera, Tulare	MEC	Construction	105	0	\$298,590.00	100.00%
FRESNO MADERA KINGS & TULARE COUNTIES JATC	Fresno, Madera, Kings, Tulare	MEC	Construction	163	0	\$307,910.05	74.19%
G3 QUALITY INC	LOS ANGELES	58	Professional, Scientific, and Technical	53	0	\$43,680.00	100.00%
GLENDALE COMMUNITY COLLEGE PROFESSIONAL DEVELOPMENT CENTER	Los Angeles, Orange, Riverside, San Bernardino, Ventura	MEC	Services (Other)	794	0	\$749,926.00	100.00%
Gnomon	MULTI COUNTIES	MEC	Services (Other)	961	0	\$206,500.00	100.00%
GRAHAM PACKAGING PET TECHNOLOGIES INC	STANISLAUS	7000	Manufacturing	34	0	\$46,109.70	56.84%
GREATER EL MONTE COMMUNITY HOSPITAL	LOS ANGELES	287	Healthcare	292	0	\$168,741.50	87.23%
GREATER SAN FERNANDO VALLEY CHAMBER OF COMMERCE	MULTI COUNTIES	MEC	Services (Other)	430	0	\$597,878.40	99.74%
GREEN PINE HOME HEALTH CARE SERVICE INC	LOS ANGELES	29	Healthcare	27	0	\$10,005.00	100.00%
GRID ALTERNATIVES	MULTI COUNTIES	369	Professional, Scientific, and Technical	153	0	\$24,536.00	7.91%
H.M. ELECTRONICS INC	San Diego, Alameda	815	Manufacturing	774	0	\$282,648.31	83.20%
HAGGARTY PRINTING INC	ORANGE	24	Manufacturing	24	0	\$2,588.65	10.82%
HEALTH NET INC	Fresno, Los Angeles, Sacramento, San Bernardino	38000	Finance & Insurance	317	0	\$305,401.59	50.42%
HEAT AND FROST INSULATORS AND ALLIED WORKERS OF NORTHERN CA APPRENTICE	MULTI COUNTIES	MEC	Services (Other)	207	0	\$330,792.00	59.67%

Contractor Name	County(ies) Served	Business Size	Industry	Re-trainees	New Hires	Earned Amount	% Earned
HEAT AND FROST INSULATORS AND ASBESTOS WORKERS JOINT APPRENTICESHIP TRUST FUND	Imperial, Inyo, Kern, Los Angeles, Orange, Riverside, San Bernardino, San Diego, San Luis Obispo, Santa Barbara, Ventura	MEC	Services (Other)	288	0	\$388,998.17	60.46%
HENDERSON FARMS, INC.	COLUSA	45	Agriculture	73	0	\$44,160.00	91.04%
HERMAN WEISSKER INC	Statewide	536	Construction	555	0	\$435,183.00	100.00%
HERMAN WEISSKER POWER INC	Los Angeles, Orange	176	Construction	182	0	\$215,625.00	100.00%
HI TECH ELECTRONIC MFG CORP	SAN DIEGO	74	Manufacturing	32	0	\$10,465.00	91.92%
HOLZ RUBBER CO INC	SAN JOAQUIN	105	Manufacturing	131	0	\$77,520.81	43.49%
HOME AWAY INC	MADERA	207	Services (Other)	314	0	\$54,365.60	30.54%
HOSPITALITY INDUSTRY TRAINING AND EDUCATION FUND	LOS ANGELES	MEC	Services (Other)	196	0	\$200,000.00	100.00%
HYUNDAI AUTOEVER AMERICA, LLC	ORANGE	3000	Professional, Scientific, and Technical	181	0	\$105,880.27	83.09%
InnovaSystems International, LLC	SAN DIEGO	302	Professional, Scientific, and Technical	162	0	\$59,319.30	47.74%
INOVA DIAGNOSTICS INC	SAN DIEGO	305	Manufacturing	312	0	\$105,401.25	81.05%
International Business Machines Corporation	Alameda, San Mateo, San Francisco, Santa Clara, Contra Costa, Sacramento, Kern, Los Angeles, Orange, San Diego, Santa Barbara	350000	Manufacturing	1090	0	\$648,485.00	100.00%
INTERNATIONAL VITAMIN CORP	Orange, Riverside	3269	Manufacturing	163	0	\$11,721.28	8.85%
IRONWOOD ELECTRIC LLC	ORANGE	140	Construction	171	0	\$56,033.75	67.67%

Contractor Name	County(ies) Served	Business Size	Industry	Re-trainees	New Hires	Earned Amount	% Earned
JEWISH VOCATIONAL AND CAREER COUNSELING SERVICE	San Francisco, Alameda, Santa Clara, San Mateo, Contra Costa, Marin	MEC	Healthcare	118	0	\$467,007.82	78.17%
JOBTRAIN INC	San Francisco, Marin, Santa Clara, Contra Costa, Alameda, San Mateo	MEC	Healthcare	0	193	\$378,697.09	99.33%
JOHN MUIR CHARTER SCHOOLS	Monterey	MEC	Services (Other)	0	116	\$28,563.14	10.64%
JOINT JOURNEYMEN AND APPRENTICE TRAINING TRUST	Imperial, Kern, Los Angeles, Orange, San Bernardino, Riverside, San Diego, Ventura, Santa Barbara, San Luis Obispo	MEC	Services (Other)	569	0	\$748,386.00	100.00%
JON K TAKATA CORP	Alameda, Solano, Santa Clara, San Joaquin, San Diego, Sacramento, Orange, Riverside, Los Angeles, San Mateo	550	Waste Management	421	0	\$478,919.22	100.00%
JUNOPACIFIC INC	Santa Cruz, San Mateo	300	Manufacturing	145	0	\$3,132.90	2.28%
JVS SOCAL	Los Angeles, Orange, San Diego, Ventura, Kern, San Bernardino, Riverside	MEC	Healthcare	0	425	\$670,347.14	89.54%
KAB LABORATORIES INC	SAN DIEGO	155	Professional, Scientific, and Technical	8	0	\$1,432.80	2.76%
KCA ELECTRONICS INC	Orange, Santa Clara	670	Manufacturing	919	0	\$130,318.00	29.98%
KERN COMMUNITY COLLEGE DISTRICT	MULTI COUNTIES	MEC	Services (Other)	4343	0	\$606,737.52	92.23%
Kern County Electrical Journyman and Apprentice Training Trust	Kern	MEC	Services (Other)	123	0	\$110,302.42	76.79%
Kern County Electrical Journyman and Apprentice Training Trust	Kern	MEC	Services (Other)	144	0	\$287,490.00	100.00%

Contractor Name	County(ies) Served	Business Size	Industry	Re-trainees	New Hires	Earned Amount	% Earned
KLA CORPORATION	Santa Clara	10000	Manufacturing	2406	0	\$546,250.00	100.00%
KLA CORPORATION	Santa Clara	11000	Manufacturing	304	0	\$200,000.00	100.00%
KLEAN KANTEEN INC	BUTTE	78	Manufacturing	86	0	\$48,028.50	54.65%
KOR-IT INC	SACRAMENTO	12	Manufacturing	15	0	\$16,364.50	79.06%
LA JOLLA PACIFIC LTD	ORANGE	45	Construction	27	0	\$49,680.00	100.00%
La Tapatia Tortilleria, Inc.	Fresno, Sacramento	155	Manufacturing	155	0	\$114,954.00	100.00%
La Tortilla Factory Inc.	Stanislaus, Los Angeles, Sonoma, Alameda, Yolo	277	Manufacturing	403	0	\$393,760.00	100.00%
LABORERS TRAINING AND RETRAINING TRUST FUND FOR NORTHERN CALIFORNIA	CONTRA COSTA	MEC	Services (Other)	1045	0	\$628,849.74	84.28%
LAM RESEARCH CORP	ALAMEDA	10950	Manufacturing	3230	0	\$562,350.00	100.00%
Land O'Lakes	Tulare, San Joaquin, Stanislaus, Madera	8892	Manufacturing	789	0	\$649,920.89	100.00%
LEE'S ACCU-TECH SERVICE, INC.	FRESNO	64	Construction	151	0	\$129,168.00	100.00%
LIFETIME INDUSTRIES INC	San Bernardino	40	Construction	45	0	\$5,663.75	15.39%
LIVERAMP INC	SAN FRANCISCO	872	Professional, Scientific, and Technical	422	0	\$123,259.30	61.77%
LOCAL UNION 250 OF THE SOUTHERN CALIFORNIA PIPE TRADES DISTRICT COUNCIL NO 16 OF THE UNITED ASSOCIA	LOS ANGELES	MEC	Services (Other)	336	0	\$375,310.00	100.00%
LOS ANGELES COUNTY ELECTRICAL EDUCATIONAL AND TRAINING TRUST FUND	LOS ANGELES	MEC	Services (Other)	1085	0	\$749,520.00	100.00%
LOS ANGELES PACIFIC COLLEGE	Los Angeles, Orange, Ventura, Riverside, San Bernardino	MEC	Services (Other)	0	51	\$169,915.45	85.28%
LOS ANGELES TRADE TECHNICAL COLLEGE	Los Angeles, Orange, San Bernardino	MEC	Services (Other)	1308	0	\$678,640.20	91.37%

Contractor Name	County(ies) Served	Business Size	Industry	Re-trainees	New Hires	Earned Amount	% Earned
LSA ASSOCIATES INC	ORANGE	187	Professional, Scientific, and Technical	202	0	\$27,727.46	29.02%
LUCIX CORP	VENTURA	124	Manufacturing	173	0	\$45,983.90	23.25%
M BAR C CONSTRUCTION INC	SAN DIEGO	167	Construction	152	0	\$58,133.42	40.51%
MARIANI PACKING COINC	Solano, Yuba	500	Manufacturing	358	0	\$116,998.24	95.08%
Marin, Sonoma, Lake and Mendocino Counties Electrical Joint Apprenticeship and Training Trust Fund	Del Norte, Humboldt, Lake, Marin, Mendocino, Sonoma	MEC	Services (Other)	96	0	\$139,067.00	100.00%
MASS PRECISION INC	Alameda, Santa Clara	444	Manufacturing	444	0	\$259,257.38	98.26%
MAVENLINK INC	Orange, San Francisco	350	Professional, Scientific, and Technical	219	0	\$195,500.00	100.00%
MERILIZ INC	SACRAMENTO	170	Manufacturing	162	0	\$133,312.14	81.64%
MISSION CLOUD SERVICES INC	LOS ANGELES	93	Professional, Scientific, and Technical	56	0	\$55,567.00	74.57%
MORGAN GALLACHER, INC.	LOS ANGELES	53	Manufacturing	86	0	\$46,805.00	100.00%
MOUNTAIN F. ENTERPRISES, INC.	Placer, Sacramento, Nevada, Butte, El Dorado, Sonoma, Santa Clara	823	Waste Management	760	0	\$730,353.50	97.41%
MT SAN ANTONIO COLLEGE	Los Angeles, Orange, Riverside, San Bernardino	MEC	Services (Other)	914	0	\$274,776.25	77.39%
MURRIETA CHAMBER OF COMMERCE	MULTI COUNTIES	MEC	Services (Other)	115	0	\$200,000.00	100.00%
NATIONAL VETERANS TRANSITION SERVICES INC	San Diego	MEC	Waste Management	0	246	\$76,259.56	52.68%
NB BAKER ELECTRIC INC	SAN DIEGO	200	Construction	333	0	\$55,200.00	100.00%
NEXTGEN ASSOCIATES INC	San Diego, Orange, San Bernardino, Ventura, Los Angeles	135	Construction	124	0	\$45,729.32	75.81%
NISSIN FOODS (U S A) CO INC-2001 W ROSECRANS AVE	LOS ANGELES	7600	Manufacturing	248	0	\$10,681.84	43.80%
NORTHERN CALIFORNIA CONSTRUCTION TRAINING, INC.	Sacramento, San Joaquin, Stanislaus, Mendocino, Placer, Yolo	MEC	Healthcare	0	60	\$254,066.38	99.98%

Contractor Name	County(ies) Served	Business Size	Industry	Re-trainees	New Hires	Earned Amount	% Earned
NORTHERN CALIFORNIA ELEVATOR INDUSTRY JATC TRAINING FUND	Multi-Counties	MEC	Services (Other)	509	0	\$427,952.00	100.00%
NORTHERN CALIFORNIA SHOP IRONWORKERS APPRENTICESHIP AND TRAINING FUND TRUST	Northern California	MEC	Services (Other)	43	0	\$26,507.25	52.49%
NORTHERN CALIFORNIA SURVEYORS JAC	Northern & Central California	MEC	Services (Other)	239	0	\$475,280.00	100.00%
NORTHERN CALIFORNIA TILE INDUSTRY APPRENTICESHIP AND TRAINING TRUST FUND	46 Northern California Counties	MEC	Services (Other)	268	0	\$224,701.00	100.00%
NORTHROP GRUMMAN SYSTEMS CORP	Los Angeles, Kern, Santa Barbara, San Diego	85000	Manufacturing	2544	0	\$641,746.00	100.00%
NOWHERE COMMISSARY LLC	LOS ANGELES	1068	Manufacturing	167	0	\$197,064.00	100.00%
NTMA TRAINING CENTERS OF SOUTHERN CALIFORNIA	Los Angeles, Orange, Riverside, San Bernardino	MEC	Services (Other)	217	0	\$635,709.70	84.96%
OCEANSIDE GLASSTILE COMPANY	SAN DIEGO	316	Manufacturing	30	0	\$27,703.50	76.48%
OFRS INC	LOS ANGELES	19	Professional, Scientific, and Technical	27	0	\$24,628.50	98.67%
OLDE THOMPSON LLC	VENTURA	226	Manufacturing	264	0	\$355.81	0.18%
OLTMANS CONSTRUCTION CO	Los Angeles, Stanislaus, Ventura	535	Construction	112	0	\$19,262.50	27.92%
Operating Engineers and Northern California Surveyors Pre-Apprentice, Apprentice, and Journeyman Affirmative Action Training Fund	MULTI COUNTIES	MEC	Services (Other)	167	0	\$298,320.00	100.00%
OPPORTUNITY JUNCTION INC	CONTRA COSTA	MEC	Healthcare	0	68	\$189,050.00	100.00%
ORANGE COUNTY COMPUTER INC	ORANGE	8	Professional, Scientific, and Technical	6	0	\$2,463.25	23.80%
ORANGE COUNTY ELECTRICAL JOINT APPRENTICESHIP AND TRAINING TRUST FUND	ORANGE	MEC	Services (Other)	475	0	\$742,195.00	100.00%
OSI OPTOELECTRONICS INC	Los Angeles, Santa Clara, Ventura	7000	Manufacturing	200	0	\$126,030.34	58.29%
OWENS CORNING	SANTA CLARA	20000	Manufacturing	210	0	\$36,637.50	50.75%
OWENS DESIGN INC	ALAMEDA	81	Manufacturing	95	0	\$136,033.50	93.58%

Contractor Name	County(ies) Served	Business Size	Industry	Re-trainees	New Hires	Earned Amount	% Earned
PACE ENGINEERING INC	SHASTA	54	Professional, Scientific, and Technical	64	0	\$40,710.00	100.00%
PACIFIC COAST BUILDING PRODUCTS INC	MULTI COUNTIES	3321	Manufacturing	1869	0	\$295,463.94	45.48%
PACIFIC COAST PRODUCERS	San Joaquin, Butte, Yolo	1100	Manufacturing	786	0	\$106,401.45	55.26%
PANASONIC AVIONICS CORP	Orange and Alameda	275000	Professional, Scientific, and Technical	2240	0	\$278,242.50	43.50%
PARPRO TECHNOLOGIES INC	ORANGE	400	Manufacturing	41	0	\$21,298.00	34.30%
PATTERN ENERGY GROUP LP	San Francisco, Imperial, Shasta, San Diego	642	Utilities	169	0	\$34,493.85	17.42%
PEREZ FARMS LP	STANISLAUS	14	Agriculture	83	0	\$33,095.40	90.92%
PERFORMANCE POWDER INC	ORANGE	58	Manufacturing	69	0	\$5,899.50	9.83%
PETERSON HOLDING CO	Alameda, Santa Clara, Sonoma, Mendocino, Humboldt, Shasta, Butte, Solano	1401	Professional, Scientific, and Technical	72	0	\$68,923.00	23.05%
PIPE TRADES APPRENTICE AND JOURNEYMEN TRAINING TRUST FUND FOR SANTA CLARA AND SAN BENITO COUNTIES	Santa Clara, San Benito	MEC	Services (Other)	389	0	\$749,470.44	100.00%
PJNB INC	ORANGE	40	Construction	60	0	\$43,447.00	91.26%
PLUMBING-HEATING-COOLING CONTRACTORS OF CALIFORNIA	MULTI COUNTIES	MEC	Services (Other)	91	0	\$110,158.30	55.62%
Poindexter Nut Company, Inc.	FRESNO	292	Manufacturing	455	0	\$69,518.65	49.71%
PRELUDE SYSTEMS INC	ORANGE	80	Professional, Scientific, and Technical	68	0	\$18,265.50	19.56%
PROCORE TECHNOLOGIES INC	Santa Barbara, Los Angeles, Alameda, San Diego	2073	Professional, Scientific, and Technical	1318	0	\$509,610.77	78.44%
PRODUCERS DAIRY FOODS INC	Alameda, Fresno, Kern, Monterey, Sacramento, San Luis Obispo, Shasta, Stanislaus, Solano, Tulare, Tuolumne	680	Manufacturing	785	0	\$593,373.55	99.71%

Contractor Name	County(ies) Served	Business Size	Industry	Re-trainees	New Hires	Earned Amount	% Earned
PURE STORAGE INC	SANTA CLARA	3018	Professional, Scientific, and Technical	486	0	\$58,569.50	17.11%
Q C M INC	ORANGE	128	Manufacturing	134	0	\$57,255.97	76.48%
QMERIT INC	ORANGE	32	Professional, Scientific, and Technical	28	0	\$3,627.33	8.73%
RIVERSIDE COMMUNITY COLLEGE DISTRICT	MULTI COUNTIES	MEC	Services (Other)	669	0	\$400,094.40	58.32%
RIVERSIDE COUNTY ECONOMIC DEVELOPMENT AGENCY	Los Angeles, Orange, Riverside, San Bernardino	MEC	Services (Other)	55	0	\$56,075.70	33.62%
RK ENGINEERING GROUP INC	ORANGE	10	Professional, Scientific, and Technical	10	0	\$4,098.83	36.00%
RSI SYSTEMS INC.	SAN DIEGO	20	Professional, Scientific, and Technical	59	0	\$15,600.00	100.00%
RUUHWAN DANN AND ASSOCIATES INC	SAN BERNARDINO	124	Waste Management	98	0	\$40,560.00	66.10%
S MARTINELLI & CO	SANTA CRUZ	295	Manufacturing	135	0	\$82,560.80	99.32%
SACRAMENTO AREA ELECTRICAL WORKERS JOINT APPRENTICESHIP AND TRAINING TRUST	MULTI COUNTIES	MEC	Services (Other)	322	0	\$712,030.50	98.09%
SAFRAN CABIN GALLEYS US INC	ORANGE	92000	Manufacturing	351	0	\$90,399.89	18.49%
SAFRAN CABIN INC	Orange, San Bernardino, Santa Barbara	92000	Manufacturing	1132	0	\$140,651.21	21.65%
SAISOFT ENTERPRISES INC	MULTI COUNTIES	MEC	Healthcare	0	168	\$453,720.00	100.00%
SAN BERNARDINO COMMUNITY COLLEGE DISTRICT	Statewide	MEC	Services (Other)	875	0	\$657,312.00	87.76%
SAN DIEGO ELECTRICAL JATC/ SAN DIEGO SOUND TECHNIC	San Diego, Imperial	MEC	Services (Other)	409	0	\$749,881.34	100.00%
SAN FRANCISCO ELECTRICAL INDUSTRY APPRENTICESHIP AND TRAINING TRUST	SAN FRANCISCO	MEC	Services (Other)	1154	0	\$749,431.46	100.00%
SAN MATEO COUNTY ELECTRICAL APPRENTICESHIP AND TRAINING TRUST	San Mateo	MEC	Construction	255	0	\$739,270.86	97.84%
SANTA CLARA COUNTY ELECTRICAL JOINT APPRENTICESHIP AND TRAINING TRUST	SANTA CLARA	MEC	Services (Other)	1089	0	\$746,701.00	100.00%

Contractor Name	County(ies) Served	Business Size	Industry	Re-trainees	New Hires	Earned Amount	% Earned
SANTA CLARITA COMMUNITY COLLEGE DISTRICT	Los Angeles, Ventura, Santa Barbara, San Luis Obispo	MEC	Services (Other)	775	0	\$749,760.00	100.00%
SANTA MONICA COLLEGE	Los Angeles, Orange, Riverside, San Bernardino, San Diego, Ventura	MEC	Services (Other)	804	0	\$749,906.00	100.00%
SCALED COMPOSITES LLC	KERN	328	Manufacturing	40	0	\$22,519.30	100.00%
SELECT ELECTRIC INC	San Diego, Los Angeles	365	Construction	136	0	\$179,014.30	84.27%
SHASTA BUILDERS EXCHANGE	Shasta, Tehama, Glenn, Trinity, Siskiyou, Modoc, Lassen	MEC	Services (Other)	149	0	\$179,088.00	100.00%
SIERRA CIRCUITS INC	SANTA CLARA	565	Manufacturing	452	0	\$37,351.42	10.65%
SIMPSON STRONG-TIE CO INC	RIVERSIDE	2000	Manufacturing	469	0	\$338,481.26	99.75%
SIMPSON STRONG-TIE COMPANY INC.	SAN JOAQUIN	2000	Manufacturing	554	0	\$450,708.00	100.00%
SKY RIDER EQUIPMENT COMPANY, INC.	Orange, Los Angeles, San Francisco	66	Manufacturing	85	0	\$106,288.75	96.28%
SKYWORKS SOLUTIONS INC	Orange, Ventura, Santa Clara	10774	Manufacturing	172	0	\$32,775.69	33.93%
SOCAL SHEET METAL JATC	Los Angeles, Orange	MEC	Services (Other)	605	0	\$427,359.74	100.00%
SOMA AEC INC	MULTI COUNTIES	MEC	Professional, Scientific, and Technical	416	0	\$743,530.66	100.00%
SOUTH BAY WORKFORCE INVESTMENT BOARD INC	MULTI COUNTIES	MEC	Services (Other)	611	0	\$329,617.40	83.17%
Southern California Elevator Constructors Apprenticeship and Training Trust	Imperial, Inyo, Kern, Los Angeles, Orange, Riverside, San Bernardino, San Diego, San Luis Obispo, Santa Barbara, Ventura	MEC	Construction	389	0	\$374,112.00	100.00%

Contractor Name	County(ies) Served	Business Size	Industry	Re-trainees	New Hires	Earned Amount	% Earned
SOUTHERN CALIFORNIA FLOOR COVERING APPRENTICE TRUST FUND	MULTI COUNTIES	MEC	Services (Other)	347	0	\$391,100.00	100.00%
SPECTRA LABORATORIES INC	Santa Clara	713	Healthcare	247	0	\$44,054.95	58.83%
STATE BUILDING & CONSTRUCTION TRADES COUNCIL	Statewide	MEC	Construction	446	0	\$741,485.71	99.55%
STATE CENTER COMMUNITY COLLEGE DISTRICT	Madera, Fresno, Kings, Tulare, Merced	MEC	Services (Other)	30	0	\$81,395.19	54.74%
STATIONARY ENGINEERS NORTHERN CALIFORNIA AND NORTHERN NEVADA APPRENTICESHIP AND TRAINING TRUST FUND	MULTI COUNTIES	MEC	Services (Other)	334	0	\$715,731.50	99.17%
STUDIO ARTS LTD	MULTI COUNTIES	MEC	Services (Other)	770	0	\$649,687.97	86.70%
SWIFT BEEF CO	RIVERSIDE	100000	Manufacturing	247	0	\$20,993.94	14.52%
T & P FARMS	COLUSA	141	Agriculture	474	0	\$56,932.20	23.88%
TAYLOR FARMS PACIFIC, INC.	SAN JOAQUIN	1300	Manufacturing	984	0	\$625,002.00	100.00%
TAYLOR-LISTUG, INC.	SAN DIEGO	1113	Manufacturing	649	0	\$605,360.00	100.00%
TELEDYNE CONTROLS LLC	LOS ANGELES	10300	Manufacturing	455	0	\$72,180.69	30.27%
THALES AVIONICS INC	MULTI COUNTIES	64000	Manufacturing	1420	0	\$99,086.00	49.57%
The Industrial Council of the City of Commerce, California	LOS ANGELES	MEC	Manufacturing	216	0	\$309,960.00	100.00%
THE NEIL JONES FOOD CO	San Benito	442	Manufacturing	597	0	\$74,980.00	100.00%
THERM-X OF CALIFORNIA INC	ALAMEDA	211	Manufacturing	432	0	\$186,898.00	100.00%
THRESHOLD ENTERPRISES, LTD	SANTA CRUZ	642	Manufacturing	841	0	\$121,491.76	84.96%
Tri-Counties Sheet Metal Workers JATC	San Luis Obispo, Santa Barbara and Ventura	MEC	Services (Other)	77	0	\$222,895.76	98.27%
TRI-SQUARE CONSTRUCTION CO INC	EL DORADO	55	Construction	54	0	\$92,690.00	100.00%
TRUCK ACCESSORIES GROUP LLC	YOLO	1425	Manufacturing	130	0	\$71,817.50	28.49%
TRUE ORGANIC PRODUCTS, INC.	Monterey, Fresno	130	Manufacturing	811	0	\$284,280.00	100.00%
TULARE HEALTHCARE & WELLNESS CENTER, LP	King, Tulare	310	Healthcare	364	0	\$620,080.00	100.00%
Tulare Joint Union High School District	TULARE	MEC	Services (Other)	26	0	\$295,200.00	100.00%

Contractor Name	County(ies) Served	Business Size	Industry	Re-trainees	New Hires	Earned Amount	% Earned
U.A. Local 342 Joint Apprenticeship and Training Trust	Alameda, Contra Costa	MEC	Services (Other)	408	0	\$723,600.00	100.00%
UNION ROOFERS JOINT APPRENTICESHIP AND TRAINING FUND	Los Angeles, Orange, Riverside, Ventura, San Bernardino, Santa Barbara, San Luis Obispo	MEC	Services (Other)	714	0	\$748,860.00	100.00%
UNIVERSAL FOREST PRODUCTS INC	SAN JOAQUIN	12000	Manufacturing	131	0	\$19,929.50	12.38%
UNIVERSITY OF CALIFORNIA RIVERSIDE EXTENSION	Los Angeles, Orange, San Diego, Ventura, Riverside, San Bernardino	MEC	Manufacturing	273	0	\$257,340.60	80.02%
Valley Roofers Joint Apprenticeship Training Fund	Northern California	MEC	Construction	169	0	\$70,659.37	89.86%
VANDER-BEND MANUFACTURING, INC.	Santa Clara, San Joaquin, Sacramento	811	Manufacturing	1056	0	\$335,225.00	100.00%
VANLAW FOOD PRODUCTS INC	ORANGE	223	Manufacturing	209	0	\$51,934.02	29.19%
VANN BROTHERS	COLUSA	250	Agriculture	363	0	\$173,075.46	87.97%
VENTURA COUNTY ELECTRICAL JOINT APPRENTICESHIP AND TRAINING TRUST FUND	VENTURA	MEC	Services (Other)	131	0	\$253,119.69	100.00%
VHSD ES INC	Santa Clara	47596	Healthcare	163	0	\$45,673.00	10.40%
VINO FARMS LLC	Napa, San Joaquin, San Luis Obispo, Santa Barbara, Sonoma	356	Agriculture	379	0	\$175,030.00	100.00%
VISALIA CERAMIC TILE INC	TULARE	135	Construction	144	0	\$52,210.00	100.00%
WARREN & BAERG MFG INC	TULARE	37	Manufacturing	35	0	\$32,982.00	100.00%
WAVESTREAM CORP	LOS ANGELES	161	Information	80	0	\$22,535.63	19.44%
WISPRY INC	Orange, Placer	35900	Manufacturing	32	0	\$2,357.50	6.10%
WORKFORCE DEVELOPMENT CORPORATION OF SOUTHEAST LOS ANGELES COUNTY, INC.	Statewide	MEC	Healthcare	1179	0	\$716,704.24	95.59%

Contractor Name	County(ies) Served	Business Size	Industry	Re- trainees	New Hires	Earned Amount	% Earned
ZEPHYR NETWORKS INC	ORANGE	8	Professional, Scientific, and Technical	10	0	\$3,898.50	42.38%
ZOLL CIRCULATION INC	Santa Clara, Orange	25000	Manufacturing	21	0	\$61,341.00	54.43%
ZUCKERMAN FAMILY FARMS INC	SAN JOAQUIN	127	Agriculture	362	0	\$137,068.50	88.30%
310 contracts				76,041	628	\$72,295,614	72.48%

APPENDIX C-1

INCOMPLETE CONTRACTS

Forty-nine core funded contracts were incomplete within the fiscal year. The Panel approved \$4,965,024 to fund these contracts, encumbering and subsequently disencumbering 10% percent of the approved amount in the report year.

The tables are grouped by Terminated and Non-performing contracts that identifies the following: Contractor name, County(ies) served, Industry(ies) served, Reason for termination, Number of trainees and funding amount.

TERMINATED CONTRACTS

Contractor Name	County(ies) Served	Industry(ies)	Reason for Termination	Total Trainees	Approved Funding Amount
ACADEMY FOR PROFESSIONAL DEVELOPMENT INC	Stanislaus, San Joaquin, Merced	Healthcare	Lack of Performance	50	\$133,400
ALUMISTAR INC	Los Angeles, San Bernardino	Manufacturing	Training Incomplete	72	\$74,520
ANAISKUS, LLC	Fresno, Santa Clara, Sacramento, San Joaquin	Healthcare	Training Incomplete	100	\$200,000
BADU NETWORKS INC	ORANGE	Professional, Scientific, and Technical	Re-prioritization of Resources	18	\$18,630
BYROM-DAVEY INC	San Diego, San Bernardino	Construction	Other	85	\$86,710
DANDELION CHOCOLATE INC	SAN FRANCISCO	Manufacturing	Other	32	\$9,568
DANNY RYAN PRECISION CONTRACTING INC	ORANGE	Construction	Re-prioritization of Resources	36	\$37,260
INLAND MECHANICAL SERVICES INC	RIVERSIDE	Construction	Lack of Performance	18	\$16,016
LHOIST NORTH AMERICA OF ARIZONA INC	MONTEREY	Manufacturing	Other	60	\$37,260
LOGICMONITOR INC	SANTA BARBARA	Professional, Scientific, and Technical	Lack of Performance	150	\$134,550
MODERN TIMES DRINKS INC	San Diego, Orange, Los Angeles, Santa Barbara	Manufacturing	Other	134	\$96,554
PLATT/WHITELOW ARCHITECTS INC	SAN DIEGO	Professional, Scientific, and Technical	Training Incomplete	18	\$16,905

APPENDIX C-1

TERMINATED CONTRACTS

Contractor Name	County(ies) Served	Industry(ies)	Reason for Termination	Total Trainees	Approved Funding Amount
THE LAGUNITAS BREWING CO	SONOMA	Manufacturing	Other	213	\$127,075
VANTAGE ASSOCIATES INC	Los Angeles, San Diego	Manufacturing	Lack of Performance	102	\$70,380
VOX NETWORK SOLUTIONS INC	SAN MATEO	Information	Training Incomplete	74	\$74,520
15 Contracts				1,162	\$1,133,348

Terminated Contracts - Formal documentation process to end contract prior to completion of the contract due to various reasons.

NON-PERFORMING CONTRACTS

Contractor Name	County(ies) Served	Industry(ies)	Reason for Termination	Total Trainees	Approved Funding Amount
AMBULNZ HEALTH LLC	LOS ANGELES	Healthcare	Auto-closed, non-performing	139	\$199,680
AMBULNZ HEALTH, LLC	LOS ANGELES, Orange	Healthcare	Auto-closed, non-performing	100	\$200,000
ARKTURA LLC	LOS ANGELES	Manufacturing	Auto-closed, non-performing	88	\$74,520
CHAMPION PAVING INC	ORANGE	#N/A	Auto-closed, non-performing	27	\$27,945
CIBARIA INTERNATIONAL INC	RIVERSIDE	Manufacturing	Auto-closed, non-performing	38	\$46,322
CUBIC CORP	San Diego, Contra Costa, Los Angeles	Professional, Scientific, and Technical	Auto-closed, non-performing	851	\$371,887
DRACO ELECTRONICS LLC	ALAMEDA	Manufacturing	Auto-closed, non-performing	6	\$8,280
DUCOMMUN AEROSTRUCTURES INC	LOS ANGELES	Manufacturing	Auto-closed, non-performing	265	\$195,040
EFFICIENT TECHNOLOGY INC	LOS ANGELES	Professional, Scientific, and Technical	Auto-closed, non-performing	11	\$15,180
EVOLVE DENTAL TECHNOLOGIES INC	ORANGE	Manufacturing	Auto-closed, non-performing	20	\$20,700
HERRERO BUILDERS INC	San Francisco, Alameda, Marin and Contra Costa	Construction	Auto-closed, non-performing	88	\$65,274
HI TECH EMERGENCY VEHICLE SERVICE INC	San Joaquin	Manufacturing	Auto-closed, non-performing	51	\$60,720
J-SQUARED GENERAL CONTRACTORS INC	ORANGE	Construction	Auto-closed, non-performing	43	\$44,505
M PLANT PRODUCTIONS INC	SONOMA	Manufacturing	Auto-closed, non-performing	18	\$20,700
Merritt College	Alameda, Marin, San Mateo, Santa Clara, San Francisco, Contra Costa, Monterey, Napa, San Benito, Santa Cruz, Solano, Sonoma, Sacramento		Auto-closed, non-performing	74	\$114,626

NON-PERFORMING CONTRACTS

Contractor Name	County(ies) Served	Industry(ies)	Reason for Termination	Total Trainees	Approved Funding Amount
MIZKAN AMERICA INC	SAN JOAQUIN	Manufacturing	Auto-closed, non-performing	197	\$72,956
NATROL LLC	LOS ANGELES	Manufacturing	Auto-closed, non-performing	289	\$199,640
ONE-CYCLE CONTROL INC	ORANGE	Manufacturing	Auto-closed, non-	25	\$25,875
PACIFIC BUILDING GROUP	SAN DIEGO	Construction	Auto-closed, non-performing	150	\$182,850
PHARMAPACKS LLC	Riverside	Manufacturing	Auto-closed, non-performing	266	\$275,310
PRIMARY COLOR SYSTEMS CORP	Orange and Los Angeles	Manufacturing	Auto-closed, non-performing	295	\$196,765
REMEDIAL TRANSPORTATION SERVICES INC	KERN	Transportation and Warehousing	Auto-closed, non-performing	84	\$65,520
REPSCO INC	STANISLAUS	Manufacturing	Auto-closed, non-performing	20	\$14,720
RF-LAMBDA USA INC	SAN DIEGO	Manufacturing	Auto-closed, non-performing	25	\$23,851
SAVE MART SUPERMARKETS	STANISLAUS	Retail	Auto-closed, non-performing	18	\$72,000
SEAL ELECTRIC INC	SAN DIEGO	#N/A	Auto-closed, non-performing	270	\$366,390
SHAW & SONS INC	ORANGE	Construction	Auto-closed, non-performing	87	\$74,037
SISKIYOU COUNTY ECONOMIC DEVELOPMENT COUNCIL	SISKIYOU	Services (Other)	Auto-closed, non-performing	79	\$58,658
THE CHEESECAKE FACTORY BAKERY INC	LOS ANGELES	Manufacturing	Auto-closed, non-performing	180	\$165,600
THE COCA-COLA CO	ORANGE	Manufacturing	Auto-closed, non-performing	85	\$138,805
THE PROCTER & GAMBLE PAPER PRODUCTS CO	VENTURA	Manufacturing	Auto-closed, non-performing	315	\$144,900
UFP RIVERSIDE LLC	RIVERSIDE	Manufacturing	Auto-closed, non-performing	130	\$119,600
VALLEY COMMUNICATIONS, INC.	SACRAMENTO	Construction	Auto-closed, non-performing	67	\$92,460

Contractor Name	County(ies) Served	Industry(ies)	Reason for Termination	Total Trainees	Approved Funding Amount
VALLEY COMMUNICATIONS,	SACRAMENTO	Construction	Auto-closed, non-performing	67	\$92,460
WESTROCK SERVICES LLC	FRESNO	Manufacturing	Auto-closed, non-performing	83	\$76,360
34 contracts				4,484	\$3,831,676

Non-performing contracts - Internal process to auto-close expired contract that did not attain any earned amounts due to no final invoice submission.

*Data current as of October 30, 2022

THE EMPLOYMENT TRAINING PANEL

2021-22 ANNUAL REPORT

WAS PREPARED BY THE RESEARCH
& ANALYTICS DIVISION:

Nancy Tran, Amina Nasufovic, Geraldine Giron,
Joseph Eisenreich, Tiffany Maslac, Wenda Tejamio
and Amy Wong



Additional copies of the Annual Report may be obtained
by contacting the Employment Training Panel, at:

1100 J Street, 4th Floor
Sacramento, CA 95814
(916) 327-5640

The Employment Training Panel (ETP), a recipient of state funds, is an equal opportunity employer/program and is also subject to Section 504 of the Rehabilitation Act and the Americans with Disabilities Act (ADA).

Individuals with disabilities who would like to receive the information in the publication in an alternate format may contact ETP at (916) 327-5640.