



THE EMPLOYMENT TRAINING PANEL

ANNUAL REPORT

2020-21

CONTENTS

01

VISION & MISSION
STATEMENT

02

THE EMPLOYMENT
TRAINING PANEL
A BRIEF HISTORY/ GOALS
& OBJECTIVES

05

ETP HIGHLIGHTS & HISTORY

06

PRIORITY INDUSTRIES

07

OUR PARTNERS

08

2020-21
ACCOMPLISHMENTS

14

SMALL BUSINESS/PROGRAM
IMPROVEMENTS/ETP FUNDING/
CONTRACT ACTIVITY / HUA

19

LEVERAGING ETP FOR A
CALIFORNIA FOR ALL

20

INCENTIVES & SPECIAL
PROGRAMS

24

SPOTLIGHT ON SUCCESS

28

FOCUS ON THE FUTURE

THE PANEL & LEADERSHIP TEAM

Janice Roberts, Acting Chairperson
Gloria Bell, Member
Gretchen Newsom, Member
Ernesto Morales, Member
Chris Dombrowski, Ex Officio Member
Rick Smiles, Member
Douglas Tracy, Member
Madison Hull, Member

PANEL MEMBERS

LEADERSHIP TEAM

Reg Javier, Executive Director
Peter Cooper, Assistant Director
Jaime Gutierrez, Chief Deputy Director
Tara Armstrong, Chief of Technical Operations
Michael Cable, Staff Attorney
Mario Maslac, Chief of Operations
Elizabeth Jones, Chief of Administration

MISSION

Partner with California businesses to create and retain high wage jobs while providing workers the opportunity to train for career advancement.

VISION

To be the premier resource for workforce training leading to high wages and career progression with a focus on diversity, equity, and inclusion.

A BRIEF HISTORY

1982

BEGAN



2021

TODAY

The Employment Training Panel (ETP or Panel) is a statewide business-labor training and economic development program. The program supports the California economy by funding training to ensure employers have the skilled workers they need to compete globally. ETP funded training supports the creation and retention of high-wage, high-skilled, secure jobs in industries that have the greatest positive impact on California's economy.

ETP is governed by an eight-member panel: three Governor appointees, two Speaker of the Assembly appointees, two Senate Pro Tempore appointees, and an ex-officio member representing the Governor's Office of Business and Economic Development (GO-Biz). Panel members represent the interests of labor, employers, and the public. The Panel meets regularly to review and approve training contracts in accordance with statutory standards for eligibility and performance.

ETP was created in 1982 with the mandate of addressing the large displacement of workers resulting from a series of plant closures – by moving the unemployed quickly into jobs and saving jobs of workers threatened with displacement. Though the program has expanded to benefit the overall California economy, the Panel continues to operate under its initial legislative mandate to promote a healthy labor market, with an emphasis on helping businesses overcome the challenge of out-of-state and international competition. The Panel is successful because its program responds to changes in economic conditions and workforce needs. For over three decades, the Panel has supported California's workers and employers, providing approximately \$1.85 billion for the successful training and employment retention of 1.45 million workers employed by over 93,677 California businesses.

GOALS & OBJECTIVES

Support California's workforce with sustainable jobs & strong career pathways

01

- a. Developing strategies to create high quality, high growth jobs and increase training for the California workforce.
 - b. Supporting issues addressing Climate Change impacts, including wildfire, forest resiliency and natural disasters.
 - c. Expansion of services to veterans, workers with disabilities and individuals with employment barriers
 - d. Diversifying apprenticeship training infrastructure by partnering with workforce development, Community Colleges and Division of Apprenticeship Standards (DAS).
 - e. Accelerating and exploring non-traditional apprenticeship programs in sectors showing high-growth including advanced manufacturing and healthcare.
-

Contribute to California's growth

02

- a. Breaking down existing barriers to equity by developing training opportunities to create a more diverse, equitable and inclusive workforce.
- b. Creating economic resiliency by targeting training in high unemployment areas and expanding training opportunities in new and emerging industries.
- c. Securing alternative funding streams to maximize support for priority industries.
- d. Identifying solutions for sustainable economic growth and employment opportunities through educational pathways and workforce training.

GOALS & OBJECTIVES

Support for small businesses through private-public partnerships

03

- a. Identifying projects demonstrating a direct economic impact to the State.
- b. Increasing outreach, raising awareness and providing accessibility through the ETP program.
- c. Championing solutions that strengthen the education system by providing career technical colleges training to assist small businesses.
- d. Providing financial support through grant programs.
- e. Strengthening partnerships with cities, local counties, workforce development boards and community colleges.
- f. Creating Multiple Employer Contracts providing direct support
- g. Opening channels of communication for partners and stakeholders through forums, policy committees and direct feedback.

Communication & Engagement in Internal Operations

04

- a. Promoting employee innovation through teamwork, training, communication and leadership support.
- b. Increasing camaraderie, team building and boosting employee morale through organizational activities.
- c. Creating a platform of engagement through consistent All-Staff meetings by building transparency and inclusivity within the organization.
- d. Investing in employees professional and personal growth and developing their strengths, dedication, and emotional connection to ETP.

Commitment to innovation in technology and data

05

- a. Improving program efficiencies and ensuring comprehensive, seamless data collection and reporting.
- b. Continuing to maximize data security and risk management.
- c. Conducting internal evaluation and assessment of program and program/contracting process.
- d. Supporting and improving employees and performance through technology tools.
- e. Advocating timely and effective implementation of organizational changes to maximize overall process efficiency.

HIGHLIGHTS & HISTORY

1982

ETP created
to assist displaced workers

'88

.....
Enrolled 1%
of California's
Workforce

'94

.....
Out-of-State
Competition
Created

'01

.....
ETP becomes a
permanent
program

'05

.....
ETP approved more
than \$1 Billion
in training funding
since 1982

'11

.....
Retrainee Contracts
totalling \$3 Million

'12

.....
Apprenticeship
Pilot Program Begins

'20

.....
Response to COVID-19
Pandemic

TODAY

Economic recovery, securing
multiple streams through
partnerships and initiatives

39

**YEARS OF
UPSKILLING CALIFORNIANS**

94k**BUSINESSES FUNDED****1.45M**

**WORKERS TRAINED &
RETAINED FOR
EMPLOYMENT**

\$1.8B**TRAINING FUNDED**

ECONOMIC RECOVERY

In a rapid response to the economic challenges triggered by the pandemic, the Employment Training Panel immediately deployed over \$88 million in funding to train over 72,000 of California's workforce across more than 3,000 businesses adding 15,000 new jobs.

HIGH UNEMPLOYMENT AREAS

- The ETP has funded \$14 million into marginalized high unemployment areas to train approximately 14,000 workers. This funding will potentially create approximately 2,000 jobs in underserved communities.

NEW JOBS

- Due to the economic fallout from COVID-19, the Employment Training Panel immediately shifted its funding priorities, allocating over 62% of its funds – that's \$28 million to companies showing commitment to hiring new employees.

RENEWABLE ENERGY

- With core values in providing Californians clean air and renewable energy, the Employment Training Panel funded \$14 million towards climate change initiative projected to create 2,700 new jobs.

APPRENTICESHIPS

- In support of the Governor's 2018 vision of creating 500,000 apprentices by 2029, the Employment Training Panel projects it will be reaching 17% of this goal, providing training to approximately 86,000 apprentices by 2029.

COVID PILOT

- Our state supports industries critical to the health and welfare of Californians and the rebuilding of the economy. Since the start of the pandemic, Employment Training Panel implemented the COVID Pilot program, funding nearly \$20 million to hire and train over 10,000 new workers.

SMALL BUSINESSES

- California is providing broad assistance to small businesses and employers impacted by the pandemic. The Employment Training Panel has approved training funds to help over 1,600 small businesses since the start of the pandemic, which is projected to give over \$29 million to train more than 20,000 workers

ETP'S RAPID RESPONSE TO THE PANDEMIC:

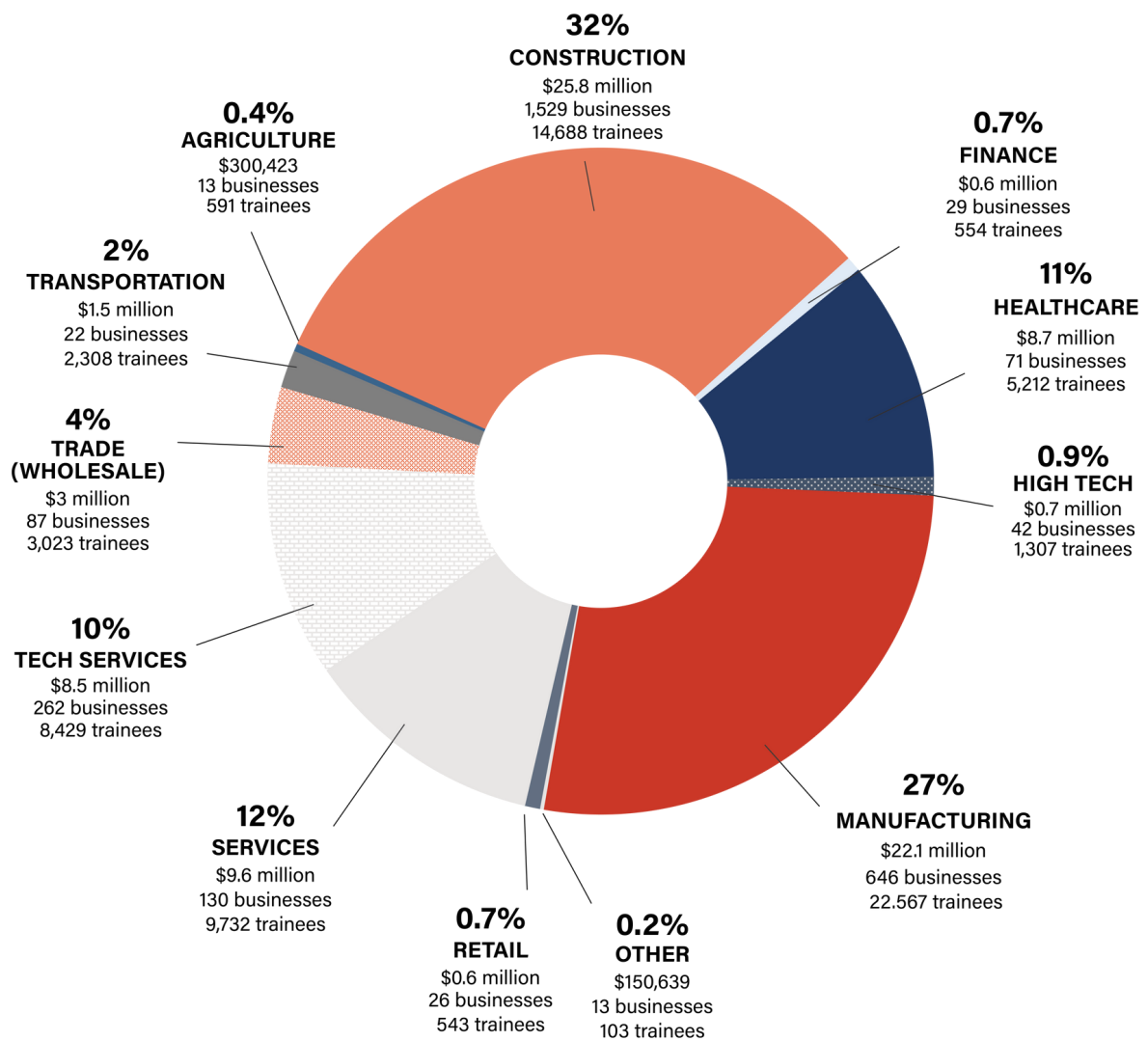
62%
OF ETP FUNDING
CREATED BRAND NEW JOBS



ETP ECONOMIC DATA FROM MARCH 2020 - SEPTEMBER 2021

\$88M TO TRAIN
OVER
72K WORKERS
ACROSS
3K BUSINESSES
ADDING
15,000 NEW
JOBS

PRIORITY INDUSTRIES



OUR PARTNERS



- LABOR & WORKFORCE DEVELOPMENT AGENCY
- EMPLOYMENT DEVELOPMENT DEPARTMENT
- CALIFORNIA WORKFORCE DEVELOPMENT BOARD
- CALIFORNIA DEPARTMENT OF INDUSTRIAL RELATIONS
 - DIVISION OF APPRENTICESHIP STANDARDS
- AGRICULTURAL LABOR RELATIONS BOARD
- PUBLIC EMPLOYMENT RELATIONS BOARD

OTHER KEY CALIFORNIA PARTNERS:

- GOVERNOR'S OFFICE OF BUSINESS AND ECONOMIC DEVELOPMENT (GO-Biz)
- CALIFORNIA COMMUNITY COLLEGES AND CHANCELLOR'S OFFICE
- CALIFORNIA DEPARTMENT OF REHABILITATION
- CALIFORNIA ENERGY COMMISSION
- CALIFORNIA LABOR FEDERATION
- CALIFORNIA MANUFACTURERS AND TECHNOLOGY ASSOCIATION

Utilizing vital state partnerships for alternative sources of funding enables ETP to respond to continued demand for workforce training and the development of workforce needs.

2021

ACCOMPLISHMENTS

COVID RESPONSE

On March 25, 2020, ETP released a provisional COVID-19 Response Plan, designed to address the immediate needs of stakeholders as they struggled to adapt to the unique circumstances caused by the COVID-19 outbreak and shelter-in-place orders. The Plan included eight (8) amendments which current contractors could request for their existing contracts, including things such as extending their contract terms, and allowing alternate recordkeeping methods for videoconference classes. The Plan furnished expedited processing for eligibility and development for companies declared essential industries by the Governor.

With various uncertainties surrounding stakeholders' involvement with the program due to the pandemic, Panel Members revisited the need at its May 2020 panel meeting, and voted to extend the COVID-19 Response Plan to the end of the calendar year. In a desire to remain flexible, additional services were expanded for stakeholders such as loosening caps, incidental placements, and various training hour restrictions.

\$37.2M
FUNDING
FOR
28K
TRAINEES

COVID-19 RAPID REEMPLOYMENT AND RETRAINING PILOT




In addition to the approved expansion of the COVID-19 Response Plan, a new COVID Rapid Reemployment and Retraining Pilot (COVID Pilot) program was also implemented.

The COVID Pilot program allowed ETP to rapidly support employers and workers in the healthcare and food supply chain that have been at-risk, working through the stay-at-home orders, and now need to train newly hired staff.

To support industries that are critical to the health and welfare of Californians and the reopening of the economy during the COVID-19 pandemic, the Pilot reimbursed up to \$200,000 per contractor for training on approved projects.

California Advanced Defense Ecosystems & National Consortia Effort (CADENCE)

CYBERSECURITY U.S. DEPARTMENT OF DEFENSE (DOD) & OFFICE OF PLANNING AND RESEARCH (OPR)



Designated by the U.S. Department of Defense (DOD) Under Secretary of Defense for Acquisition and Sustainment as a Defense Manufacturing Community, the California Advanced Defense Ecosystems & National Consortia Effort (CADENCE) aims to strengthen the resiliency of the national security innovation and manufacturing base through technical and workforce development assistance to California suppliers in defense innovation and manufacturing who are involved in the advancement of specific national security key technologies or supply chains (KTS) including microelectronics, fifth-generation (5G) wireless technology, cyber, space, artificial intelligence, and fully networked command, control and communications (FNC3).

By doing this, CADENCE aims to support critical manufacturing sectors that provide key resources to the American warfighter and to commercial innovation; address DOD's modernization priorities, key policies, guidance and directives; and help maintain the national security innovation and manufacturing base through technical and workforce development assistance to California suppliers in defense innovation and manufacturing who are involved in the advancement of specific national security key technologies or supply chains (KTS) including microelectronics, fifth-generation (5G) wireless technology, cyber, space, artificial intelligence, and fully networked command, control and communications (FNC3).

CADENCE
executive
committee
and staff

Under
California

with Cadence identified DOD supply chains in key technologies, including, microelectronics, 5G, artificial intelligence/machine learning, Fully Networked Command, Control, & Communications Technology (FNC3), Flexible hybrid electronics, cybersecurity, and space.

cal
onal,

t of

The California Advanced Supply Chain Analysis and Diversification Effort (CASCADE)

The California Advanced Supply Chain Analysis and Diversification Effort (CASCADE) is a grant program funded by the U.S. Department of Defense, Office of Economic Adjustment through the California Governor's Office of Planning and Research (OPR). Launched in the fall of 2017, the program aims to bolster California's defense supply chain cybersecurity resilience, innovation capacity and diversification strategies and to support the growth and sustainment of California's cybersecurity workforce through cybersecurity-related education curricula, training, and apprenticeship programs. It includes several funded projects featuring a variety of cybersecurity resilience work, in partnership with a coalition of government agencies and community, industry, and educational institutions. Activities include: cybersecurity workshops, cybersecurity compliance assistance, cybersecurity labor market and

skills gap analysis, cybersecurity provider mapping and guidance, cybersecurity for space systems, and cybersecurity-related education curricula, training, and apprenticeship programs.

ETP was recognized for its successful engagement and partnership efforts under CASCADE at the Fourth Annual All California Defense Summit in Sacramento. Through CASCADE, the Panel has increased the number of ETP training contracts that addressed cybersecurity workforce needs for manufacturing and aerospace contractors within the defense supply chain. ETP also served on the CASCADE Technical Advisory Committee to promote strategic alignment and facilitate additional partnership and contracting opportunities for ETP stakeholders.

"ETP training address cybersecurity workforce needs for manufacturing and aerospace contractors within the defense supply chain."

GRANT PROGRAMS

Social Entrepreneurs for Economic Development (SEED) Grant



ETP and the Labor and Workforce Development Agency announced the opening of the application period for the (SEED) Grant. Non profit Community Based Organizations (501c3) were eligible to apply for the SEED grants which total nearly \$10 million in funding.

SEED grants support the entrepreneurship of immigrants and limited English proficient individuals, regardless of their immigration status, through the provision of training, outreach, technical assistance and microgrants to entrepreneurs to launch or sustain a small business aimed at addressing a social problem or meeting a community need. To foster business innovation and equity, inclusion, and social responsibility, SEED will also include a demonstration project to support the creation and sustainability of worker owned businesses and cooperatives.

PAID FAMILY LEAVE (PFL)



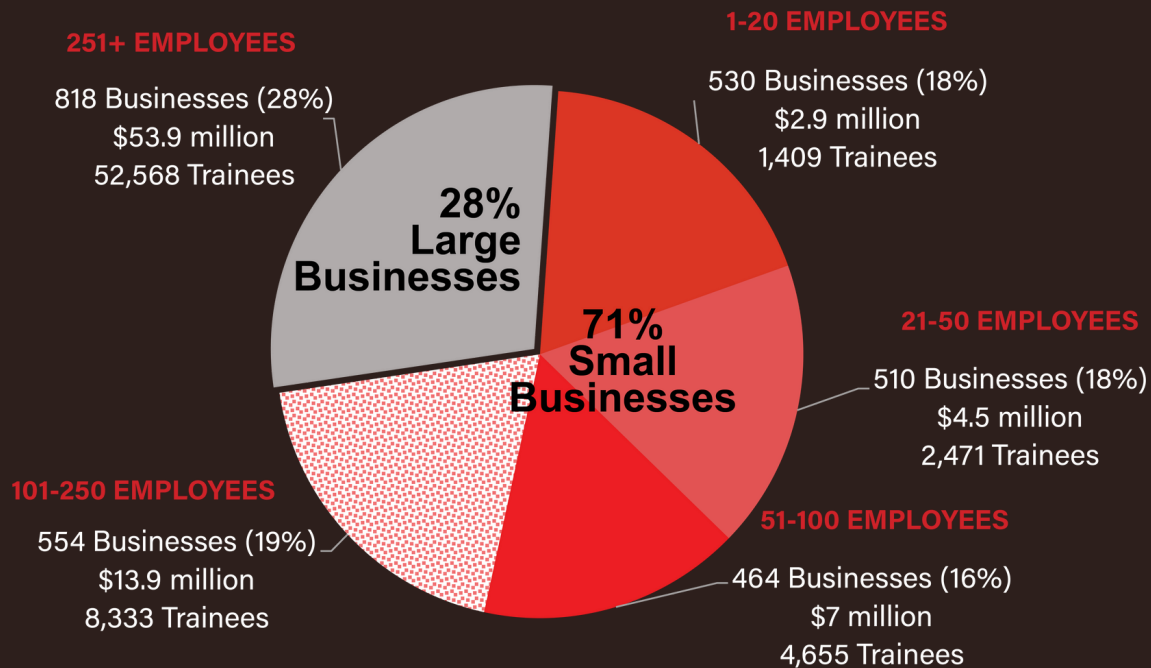
6-8 weeks
PAID FAMILY LEAVE

The Paid Family Leave (PFL) program allows California workers to take paid leave to bond with a new child or to care for a seriously ill family member. Beginning July 1, 2020, this leave has been expanded from six to eight weeks. The enacted budget also expands the 12 week non paid protected leave to all businesses, regardless of business size. Businesses that are impacted by the PFL program will have increased costs such as: training and upskilling existing staff to cover the duties of the employee on PFL, hiring and training additional staff to cover the duties of the employee on PFL, and the marketing, recruitment, and training costs to cover these activities.

The Paid Family Leave Small Business Grant, as indicated by the Governor's Office, will take the form of grants to three (3) entities who will then distribute and administer the grant funding to small California businesses with less than 10 employees who have at least one employee utilizing the PFL Program. Each business may receive up to \$500 per employee utilizing PFL to help cover any of the costs of training other employees to take over the duties of those out on PFL.

SMALL BUSINESS

DIRECT CONTRACTS PARTICIPATING IN A Multiple Employer Contract



The ETP also provided essential resources for small businesses who may not have the ability to provide training to their workers. During the 2020-21 fiscal year, small businesses made up 71 percent of the core funded contracts. ETP's Small Business Program provides higher training reimbursement rates for businesses with 100 or fewer employees in California. Small Businesses can contract directly with ETP or participate in a Multiple Employer Contract (MEC), reducing the employers' cost of administration.



2.1K

**TOTAL SMALL
BUSINESSES**



16.8K

**TOTAL SMALL
BUSINESS TRAINEES**

FIGURES ABOVE ARE BASED ON COMPLETED DATA FOR CORE FUNDED CONTRACTS

PROGRAM IMPROVEMENTS

POLICY CHANGES

POLICY COMMITTEE

ETP has established a Policy Committee to allow greater public participation and understanding in policy recommendations submitted to the full Panel. The Policy committee consists of four Panel members, is facilitated by the Policy Manager and meets virtually through Zoom.

TELEWORK

ETP has formed a telework workgroup comprised of cross unit staff to work to the best solutions for the future state of teleworking. Upholding ETP's mission while ensuring the health of our staff is the focus of this workgroup. Teleworking will continue to utilize communication technology that includes Microsoft Teams and Zoom.

Contract Management System (Cal-E-Force)

ETP has completed the baseline Contract Management System, Cal-E-Program, with the completion of the new online application process that went live September 30, 2021. ETP is now adding on enhancements to Cal-E-Force (Cal-E-Earn) to streamline internal processes such as communication within the application, contract, creating of print forms from the system, automated communications to stakeholders and more transparent information. ETP is in the final migration stages which will allow for ETP's existing legacy systems to be removed from ETP's IT architecture. The legacy systems include ETP's Management Information Systems database and the Forms and Tracking systems.

ETP's Website

ETP's website utilizes a modern interface that is backed by the California Office of Digital Innovation. The main focus this year is on people-centered design and technology to deliver more equitable and effective services to Californians. ETP.ca.gov serves as a starting point for public users to view important updates, access program information & knowledge, and to access ETP's Cal-E-Force system. In addition to these services, our website also offers integrated digital forms. These forms provide a way for public users to request information and submit valuable feedback. ETP is proudly certified to be in compliance with California Government Code Sections 7405 and 11135, as an accessible website.

ETP FUNDING

CORE PROGRAM FUNDING




ETP's core program is funded by the Employment Training Tax (ETT), paid by California companies participating in the Unemployment Insurance system, to promote the development of California workers. ETT revenues are deposited in the Employment Training Fund (ETF), established to fund ETP and training programs approved by Panel. ETP does not use Federal or State General Funds.

ALTERNATIVE FUNDING

ETP uses alternative funding to support unique policy initiatives and reach public sector employers. ETP receives alternative funding from the California Energy Commission. Additionally, the Clean Transportation Program (CTP), formerly known as the Alternative and Renewable Fuel and Vehicle Technology Program (ARFVTP) was created in FY 2009-10 under AB 118 to provide workforce training in alternative fuels and vehicle technologies.

See previous Annual Reports for other Alternative Funding Sources and Programs. Alternative Funding allows ETP to serve public sector employers who do not pay ETT and are not eligible for core funding



CONTRACT ACTIVITY

ETP-funded training helps California's economic development through job sustainability and creation. It has also enabled large and small businesses to remain competitive.

APPROVED

CONTRACTS APPROVED BY PANEL



56,872

TOTAL TRAINEES



\$72.8M

TOTAL AMOUNT



317

CONTRACTS




\$230K

AVERAGE CONTRACT
AMOUNT

ONGOING

CONTRACTS ACTIVE AND ONGOING AT THE END OF THE FISCAL YEAR



88,530

TOTAL TRAINEES



\$95.6M

TOTAL AMOUNT



330

CONTRACTS



\$290K

AVERAGE CONTRACT
AMOUNT

COMPLETED

CLOSED CONTRACTS WHICH SUCCESSFULLY TRAINED AND RETAINED EMPLOYEES



69,436

TOTAL TRAINEES



\$82M

TOTAL AMOUNT



319

CONTRACTS



\$258K

AVERAGE CONTRACT
AMOUNT




CONTRACTS SERVED IN HIGH UNEMPLOYMENT AREAS



\$4M
FUNDED

TO TRAIN OVER

4,500
WORKERS



The Panel targets training for workers in regions of the state with lagging economies and unemployment rates higher than the state average. During the 2020-21 fiscal year, nearly \$4 million was approved for training in high unemployment areas, providing training for 4,558 workers.


SEE APPENDIX A-2 – CORE FUNDING CONTRACTS APPROVED IN HUAS FOR MORE INFORMATION

LEVERAGING ETP FOR A CALIFORNIA FOR ALL



ETP's program and funds are used to further initiatives important to the Governor and the Panel:

- California Forest Management Task Force
- California Energy Commission Clean Transportation Program
- Interagency Advisory Committee on Apprenticeship
- California Apprenticeship Council
- California Sustainable Freight Action Plan



INCENTIVES AND SPECIAL TRAINING PROGRAMS

In response to administrative and legislative priorities, the Panel implements Pilot Programs to test training models that support California's changing workforce needs; including the COVID Pilot Program, Clean Transportation Program, Job Creation, Apprenticeship Training Program, and Veterans Training.



CLEAN TRANSPORTATION PROGRAM

The California Energy Commission's Clean Transportation Program supports the development and deployment of advanced transportation and fuel technologies. The program also supports the State's workforce training and development in the sector.


JOB CREATION

In the 2020-21 fiscal year, ETP supported job creation, funding projects with demonstrated investment in California's economy, including critical proposals developed in conjunction with GO-Biz. The Panel also prioritized projects developed under the "Retrainee - Job Creation" guidelines, which demonstrated a strong link to job creation and business expansion, including employer's investment in new workers, expanded or new facilities, new equipment, or other measurable investments in hiring of workers and expansion of California's workforce.

\$13.4M
FUNDED

FOR THE CREATION
OF OVER

6,700
JOBS



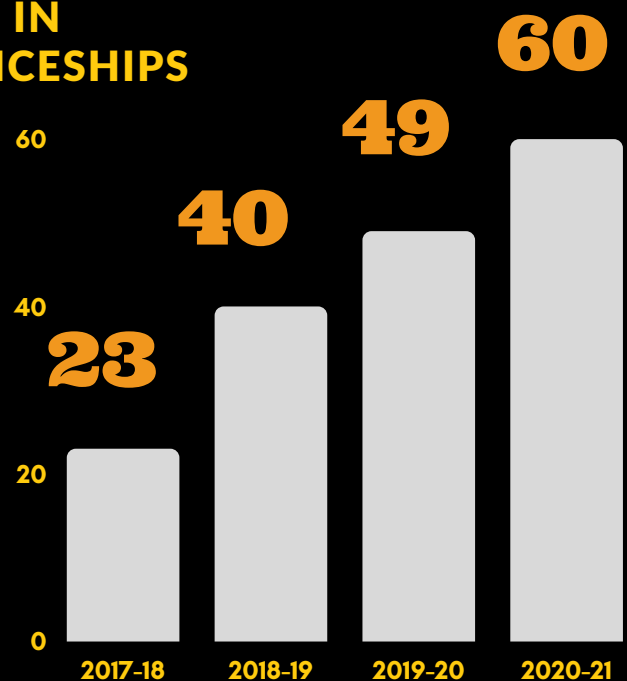
APPRENTICESHIP

Developed with input from key stakeholders, including the labor and apprenticeship communities, the Apprenticeship Training Program was designed to help alleviate the steady decline in state funds dedicated to the related and supplemental instruction (RSI) portion of an apprenticeship curriculum.

\$17.7M
IN FUNDING

TO TRAIN OVER
10,500

**TRAINEES IN
APPRENTICESHIPS**



of Approved
Apprenticeship Contracts



VETERANS



ETP's Veteran Training Program helps unemployed veterans and members of the National Guard obtain high-skilled, high-wage jobs in secure industries. Through participation in the Governor's Interagency Council on Veterans, ETP participates in statewide efforts to identify and prioritize the needs of veterans.

Fiscal Year 2020-21, the Panel approved \$1.6 million in funding to train 726 veterans under the ETP Veterans Training Program

SPOTLIGHT ON SUCCESS

RichmondBUILD Academy



Like many urban communities, the City of Richmond faces the challenges of high unemployment and underserved populations.

On April 23, 2007, it launched RichmondBUILD, a public private partnership focused on developing talent and skill in the high growth, high wage construction and renewable energy fields.

All of RichmondBUILD participants come from low income households. Ninety five percent are minorities and over 30 percent have a history with the justice system. The programs reputation for placing graduates in well paying jobs means over 100 residents compete for the 35 available seats in each class.

RichmondBUILD has become the model for effective public private partnership. Its partners are steadfastly committed to the program and contribute in a variety of ways. For example, Rising Sun Energy Center contributes instructional components that educate participants in energy efficiency, water conservation, home performance testing, and retrofitting.

TRAINEES EARN UP TO

\$26/HR

THROUGH ETP-FUNDED
TRAINING

RichmondBUILD Academy

In August of 2021, RichmondBUILD was recognized by U.S. Secretary of Labor Marty Walsh as the nation's model for effective public private partnership apprenticeship training.



L-R RichmondBUILD program manager Fred Lucero, US Rep Mark DeSaulnier, Contra Costa Supervisor John Gioia, US Secretary of Labor Marty Walsh, Richmond Mayor, Tom Butt



Credit and Permission RichmondBUILD, 2017

"The partnership with ETP has helped the city of Richmond to provide life changing opportunities to our community. RichmondBUILD was founded to provide in-demand training, mentorship and coaching support for an often marginalized population that connects their desire to make impactful change in their lives and start on a career path. Along the way we have created strong partnerships with high road employers and labor organizations. With the support of organizations like ETP, we have been able to continually update our programs and to broaden the scope of services we offer to ensure that we can positively impact our community."

Fred Lucero
Program Manager-RichmondBUILD & YouthBUILD
City of Richmond

Apeel Sciences

Food Sciences for Sustainability and Waste Reduction

CRITICAL PROPOSAL/JOB CREATION



Located in Goleta, California, Apeel Sciences provides plant derived technology that extends the shelf life of produce, and promotes more sustainable growing practices, better quality food, and less food waste.

RECEIVED
\$599K
IN FUNDING
TO CREATE
516
NEW JOBS

"As we have doubled in size within the past year, ETP funding has allowed us to provide continuous, virtual instructor-led training to our employees. This has proven imperative to our business and our 2021 annual company objectives to develop our people."

ETP funds have given Apeel the amazing opportunity to provide employees with talent development and training programs that bring real personal and professional growth. Recently, some of our Product Quality Engineers have highlighted the value they received from our company learning & development offerings. In addition to attending open professional development workshops, these employees are also enrolled in 1:1 professional coaching."

James Bruce
Learning & Development Coordinator
Apeel Sciences

California Community Colleges: Glendale Community College

MANUFACTURING/AEROSPACE

Established in 1985, Glendale Community College Professional Development Center (PDC) provides customized, job specific training for businesses and workers. PDC is the workforce development division of Glendale Community College, a public community college granting certificates and associate degrees. The college serves people from a variety of geographical areas but primarily serves a diverse population of the Greater Los Angeles region.



RECEIVED
\$750K
IN FUNDING
TO TRAIN
554 TRAINEES
INCLUDING
36
VETERANS

"The Employment Training Panel has established partnerships with the California Community Colleges for employer-customized job skills training as well as career pathway programs for new workers, including those in traditionally underserved workforce populations and in economically disadvantaged areas. Glendale Community College continues to advance the highest level of success as an ETP contractor, delivering responsive, quality training to thousands of California businesses. ETP continues to build upon the ongoing success at GCC by increasing the number of ETP contracting community colleges and the number of industry sectors served with the aid of ETP funding. Our partnership has most critically allowed ETP to continue to innovate and adapt to the changing needs of business and maintain our position at the leading edge of economic and workforce development. Simply, we share the common goal of helping California businesses address the tremendous need for well-paying, highly skilled professionals and we heartily support our partnership with Glendale Community College."

Ani Keshishian
Executive Director
Glendale College Professional Development
Center



FOCUS ON THE FUTURE

Focus in the coming year

- Program & Process Improvements
- Expansion of Internal Operations
- Support for Small Businesses, Stakeholders and Partners

annual report appendices

APPROPRIATIONS AND EXPENDITURES	A-1
CORE FUNDING CONTRACTS APPROVED IN HUAs	A-2
COMPLETED CONTRACT DATA	B-1
A. SUMMARY OF COMPLETED CONTRACTS	
B. TRAINEES SERVED BY SIZE OF BUSINESS	
C. TRAINING BY INDUSTRY	
D. TRAINEE WAGES	
E. LITERACY TRAINING	
F. TRAINEE DEMOGRAPHICS	
G. LEVERAGING FUNDS THROUGH DISENCUMBERANCES & REINVESTMENT	
COMPLETED CORE FUNDING CONTRACTS	B-2
COMPLETED ALTERNATIVE FUNDING CONTRACTS	B-3
INCOMPLETE CONTRACTS	C-1



APPENDIX A-1

APPROPRIATIONS AND EXPENDITURES

In fiscal year 2020-21, the Employment Training Funds (ETF) received a Budget Act appropriation of \$103.6 million. The fiscal year 2020-21 ETF collection was conservatively forecast at \$86 million. The most recent estimated ETF revenue collection of \$100.7 million was higher than the prior ETF revenue projection. After deducting administrative costs, and prior year liabilities, ETP had over \$39.2 million to fund new core training contracts in fiscal year 2020-21. The Panel expended all of these training funds by May 2021.

CORE FUNDING - Appropriation and Expenditure Report FY 2020-21*

Total Initial ETF Budget Act Appropriation	\$103,585,000
Allocation for employee compensation, staff benefits, pension contribution adjustment	<u>\$330,000</u>
Total ETF Budget Act Appropriation Fiscal Year 2020-21:	\$103,255,000

Total Appropriation to ETP:

Employment Training Fund (ETF)	\$103,255,000
EDD Tax Branch (ETT Collection)	<u>-\$6,569,000</u>
Total Appropriation to ETP:	\$96,686,000

ETP Budget Spending Authority:

Appropriation to ETP	\$96,686,000
Reinvested Funds (Provision 1)	\$2,136,556
Roll Over Funds from Active Contracts	<u>\$2,487,368</u>
Total Budget Authority for Fiscal Year 2020-21:	\$101,309,923

ETP Expenditures*

Program Administration	\$14,155,970
EDD Support	\$547,558
Marketing and Research	\$0
Program Funds (new & prior year liabilities for training contracts)	<u>\$86,606,395</u>
Total Expenditures for Fiscal Year 2020-21:	<u>\$101,309,923</u>

*ETP Expenditures are estimates due to delays from Fiscal

The available \$101.3 million in core funding for fiscal year 2020-21 was allocated by the Panel as follows:

- **Program Funds:** The Panel encumbered all available program funds (\$86.6 million) for training. Of this amount, \$48.0 million was used for prior-year contract liabilities resulting from incremental funding and \$38.6 million was encumbered into new training contracts.
- **In order to maximize program funds,** ETP incrementally encumbers training funds, initially encumbering about 40 percent of the contract amounts to cover first year costs and mitigate second year liabilities. Funding is disbursed over a two-year term per project.
- **Program Administration:** Approximately \$14.2 million was used for program administration costs, including EDD support.
- **Marketing and Research:** ETP did not have any marketing contracts in fiscal year 2020-21 due to the on-going demand for ETP funds. ETP training contracts did not require a high level of marketing expenditures as in years past.

APPENDIX A-2

CORE FUNDING PROJECTS APPROVED IN HIGH UNEMPLOYMENT AREAS

Contractor Name	County(ies) Served	Industry	Trainees Approved in HUA	Approved Amount in HUA
7173 NORTH SHARON AVENUE OPERATING CO LLC	Marin, Fresno, San Bernardino, Shasta, Sacramento, Riverside	Healthcare	52	\$43,056
ALLIANCE ENVIRONMENTAL HOLDINGS LLC	Los Angeles, Orange San Diego, Imperial, Ventura, San Luis Obispo, Fresno, Santa Clara, Santa Cruz, Sacramento, Solano	Waste Management	12	\$10,212
The Brownie Baker, Inc.	FRESNO	Manufacturing	137	\$96,830
BUDDY BAR CASTING CORP	LOS ANGELES	Manufacturing	80	\$36,800
CENTRAL VALLEY TRAINING CENTER INC	Fresno, Merced, Sacramento, San Joaquin, Stanislaus, Tulare	Healthcare	226	\$135,600
COLLEGE OF THE SEQUOIAS	Contra Costa, Fresno, Kern, Madera, Merced, Stanislaus, Tulare, Kings	Training Agency	426	\$577,439
CON J FRANKE ELECTRIC INC-317 N GRANT ST	SAN JOAQUIN	Construction	35	\$48,300
COVENANT CARE CALIFORNIA LLC	Fresno, Los Angeles, Orange, Santa Barbara, Sacramento, San Diego, San Joaquin, Santa Clara, Santa Cruz, Stanislaus, Ventura, Yolo	Healthcare	306	\$204,102
CRAIN WALNUT SHELLING LP	TEHAMA	Agriculture	324	\$158,260
DIAMOND FOODS LLC	SAN JOAQUIN	Manufacturing	419	\$462,576
DUMONT PRINTING INC	FRESNO	Manufacturing	50	\$42,550
EDGEWATER HEALTH CARE, INC.	Contra Costa, Los Angeles, Orange, Sacramento, San Joaquin	Healthcare	256	\$164,864
FOSTER POULTRY FARMS	Merced, Fresno, Tulare, Los Angeles	Manufacturing	90	\$180,000
FRESNO SURGERY CENTER LP	FRESNO	Healthcare	306	\$199,548

Contractor Name	County(ies) Served	Industry	Trainees Approved in HUA	Approved Amount in HUA
FRESNO SURGERY CENTER LP	FRESNO	Healthcare	306	\$199,548
HALL AMBULANCE SERVICE INC	KERN	Healthcare	316	\$241,914
LA TAPATIA TORTILLERIA INC	Fresno, Sacramento	Manufacturing	142	\$111,044
LA VALLE SABBIA INC	IMPERIAL	Agriculture	141	\$162,150
LANCASTER HOSPITAL CORP	LOS ANGELES	Healthcare	104	\$83,720
Land O'Lakes	Tulare, San Joaquin, Stanislaus, Madera	Manufacturing	595	\$615,825
LIFE GENERATIONS HEALTHCARE LLC	MULTI COUNTIES	Healthcare	377	\$147,407
Owens Healthcare, Inc.	Shasta, Butte, Lassen, Sutter	Retail	141	\$174,840
SOMA AEC INC	Statewide	Services (Other)	18	\$39,360
The Brownie Baker, Inc.	FRESNO	Manufacturing	137	\$96,830
23 contracts			4,558	\$3,938,122

COMPLETED CONTRACT DATA

A. SUMMARY OF COMPLETED CONTRACTS

	Core Funding	Alternative Funding
Number of Contracts	314	5
Amount Earned	\$81,598,382	\$706,239
Retained in Employment	68,919	379

B. TRAINEES SERVED BY BUSINESS SIZE

The following tables identify completed contracts by business size. Note that small business is defined as employing 250 or fewer employees worldwide. The graphs and tables provide details on the number of trainees and dollars earned. Under Core Funding, 20 percent of retrainees and 34 percent of new hires were employed by small businesses. Under Alternative Funding, 16 percent of retrainees were employed by small businesses.

All Business Sizes:

Core Funding: 2,870 businesses

- 79 percent small businesses
- 19 percent large businesses
- 2 percent unknown

Alternative Funding: 6 businesses

- 33 percent small business
- 67 percent large business

Small Businesses:

The Panel funds training for small business through both direct contracts with single employers and multiple-employer contracts (MECs), such as employer consortia or training agencies that train workers of multiple employers.

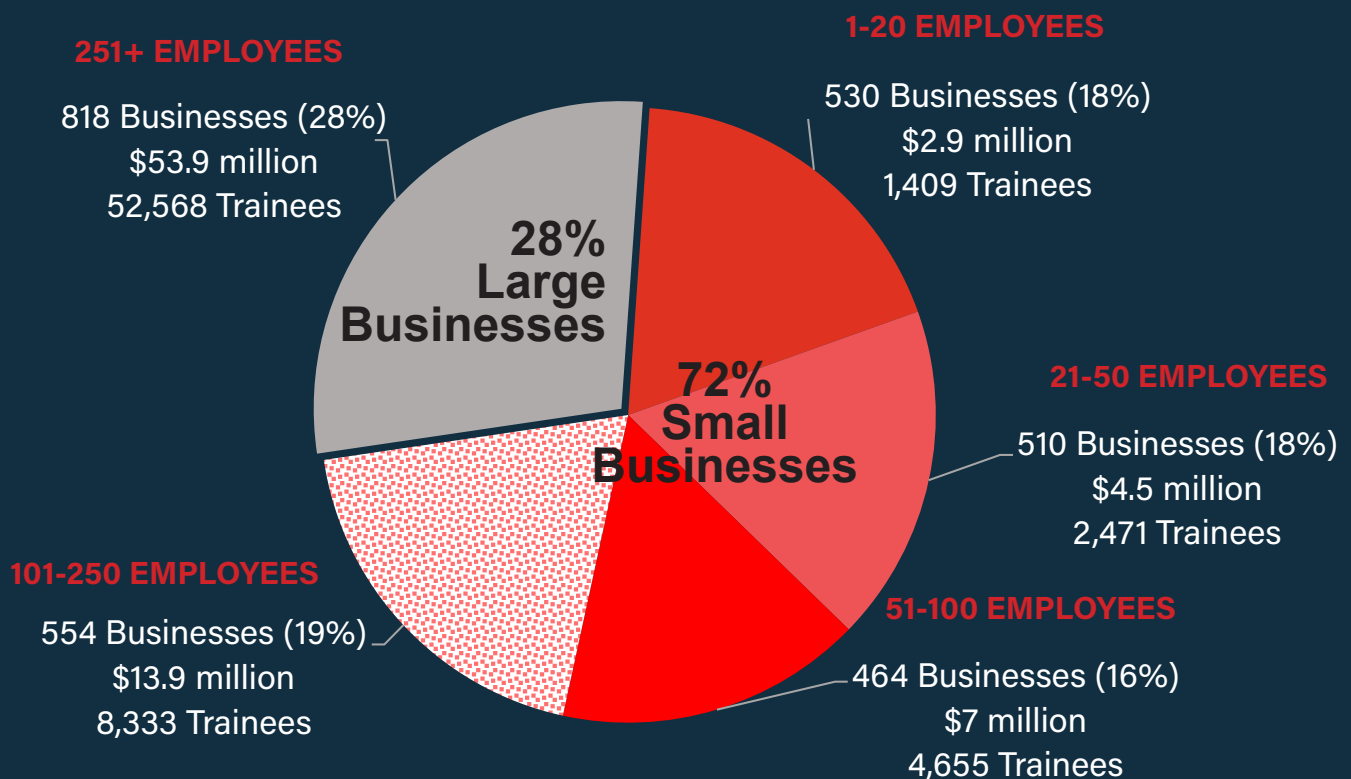
Core Funding: 131 small businesses served through direct contracts to provide training for 7,421 trainees; 1,925 small businesses were served through 54 MECs, providing training for 9,388 trainees.

Alternative Funding: 2 small businesses were served through direct contracts, providing training for 59 trainees.

CORE & ALTERNATIVE FUNDED CONTRACTS

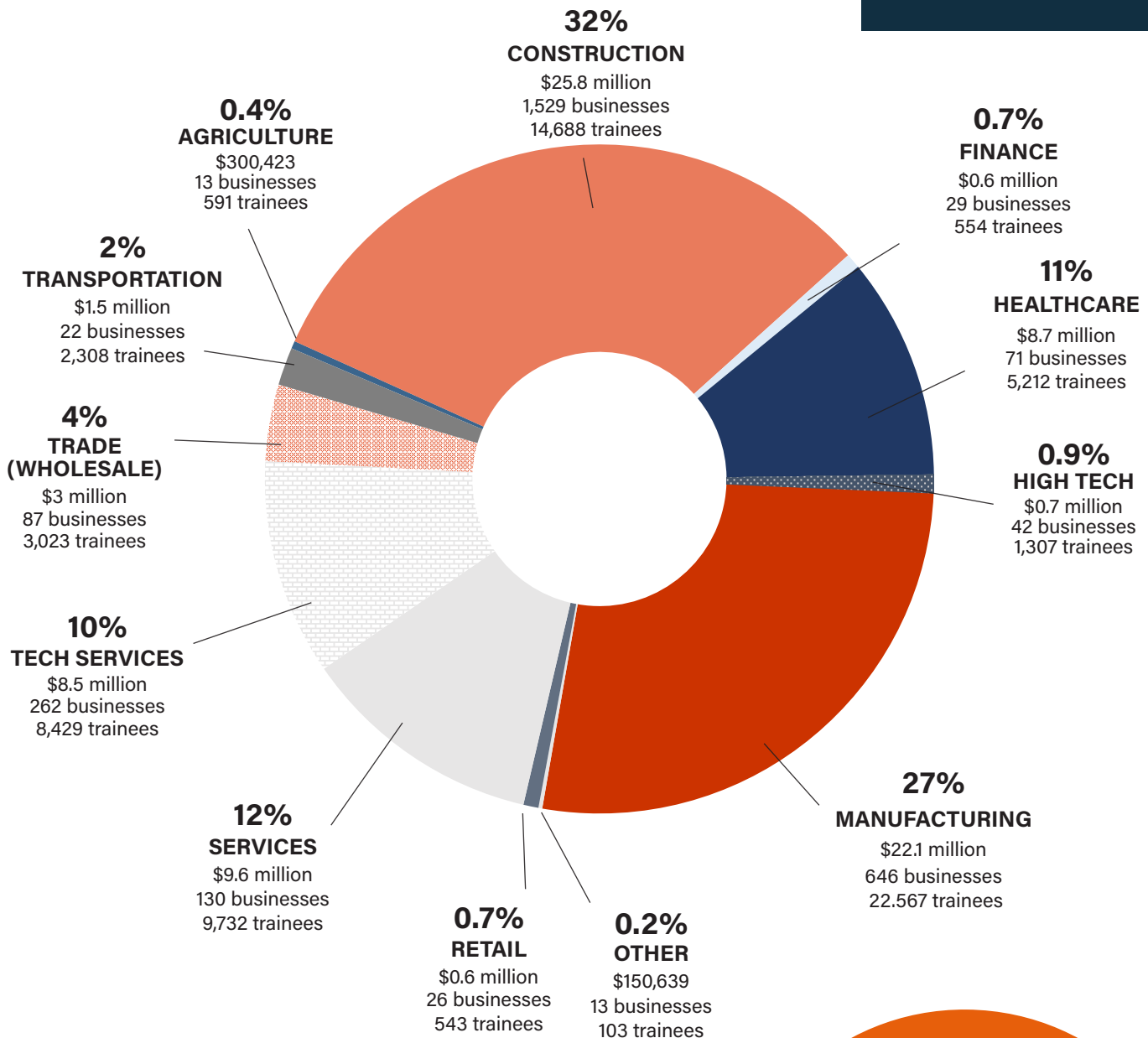
Bus. Size	Retrainees	Retrainee \$ Earned	New Hires	New Hire \$ Earned	Total \$ Earned
1-20	1,368	\$2,747,958	41	\$168,851	\$2,916,809
21-50	2,471	\$4,547,717	0	\$0	\$4,547,717
51-100	4,651	\$6,973,844	4	\$19,860	\$6,993,704
101-250	8,304	\$13,703,717	29	\$207,546	\$13,911,263
251+	54,424	\$53,463,143	144	\$471,986	\$53,935,129

CONTRACTS BY BUSINESS SIZE

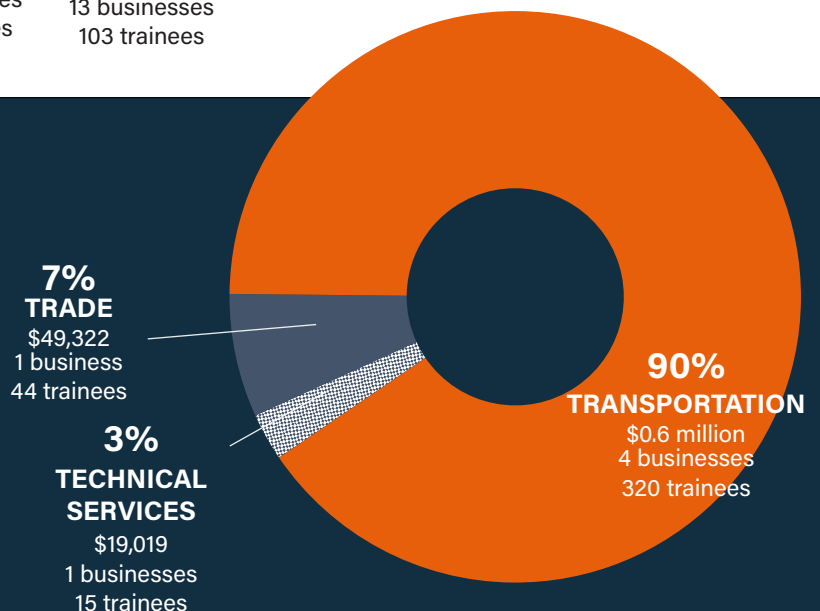


C. TRAINING BY INDUSTRY

CORE FUNDED CONTRACTS



ALTERNATIVE FUNDED CONTRACTS



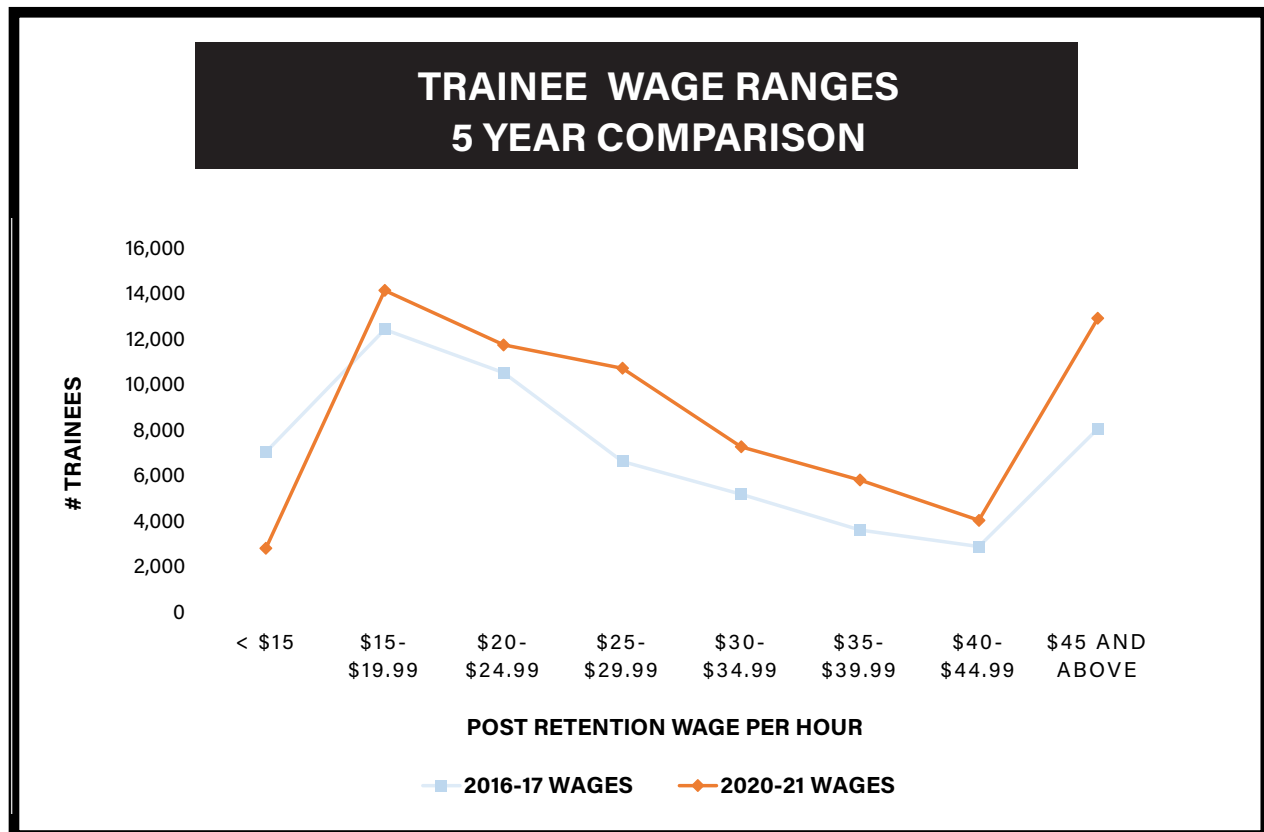
Percent graphed is the percent of earned funds by industry through core funded contracts out of all industries

D. TRAINEE WAGES

Among ETP core and alternative funding, the average post retention wage for 138 workers unemployed at the start of training (new hires) was \$18.87 per hour. The average post-retention wage for 69,286 incumbent workers (retrainees) was \$33.07 per hour.

While ETP funds training for high-wage, high-skill jobs, it also funds training for lower wage workers to assist them in advancing to better paying, more secure jobs.

The graph below illustrates the difference in the distribution of trainee wages after training and retention in 2016-17 and 2020-21.



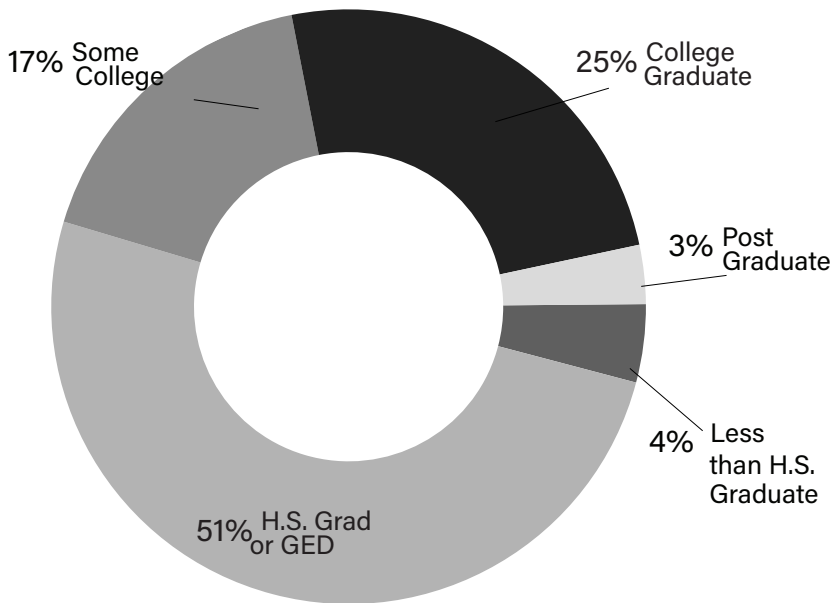
E. LITERACY TRAINING

The Panel supports literacy training (reading, writing, language comprehension, math, and Vocational English as a Second Language) linked to job skills. Most literacy training was for frontline workers in manufacturing. 6 completed core contracts included literacy training for 389 trainees.

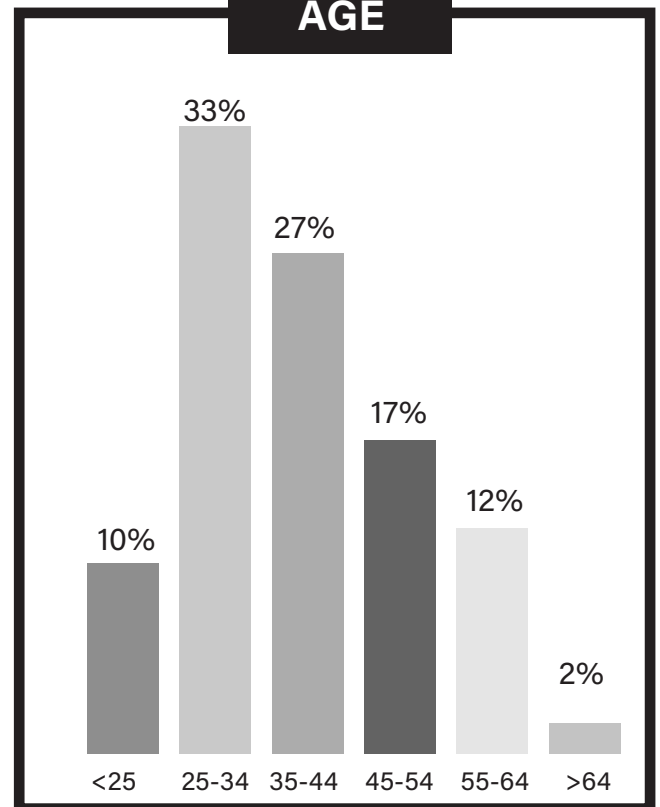
F. TRAINEE DEMOGRAPHICS

ETP trainee demographic characteristics have been reported for sex, age, education, ethnicity, and veterans.

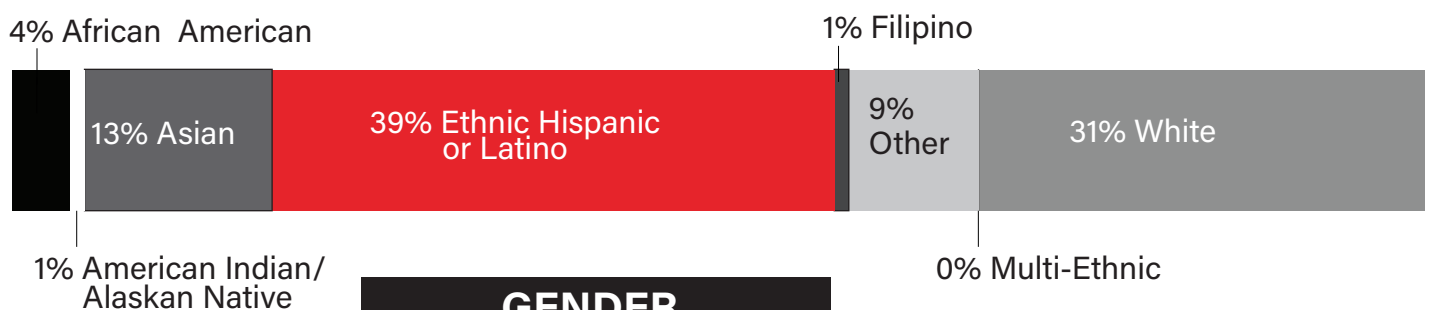
EDUCATION



AGE



RACE / ETHNICITY



GENDER

71% MALE

28% FEMALE

1% NON-BINARY

3% VETERANS

ETP trainees who specified a veteran status

Note: This data is for placed trainees from Core and Alternative Funding Sources.

Appendix B-1:5

APPENDIX B-2

COMPLETED CORE FUNDING CONTRACTS

Contractor Name	County(ies) Served	Business Size	Industry	Re-trainees	New Hires	Earned Amount	% Earned
A TEICHERT & SON INC	Alameda, El Dorado, Fresno, Merced, Nevada, Placer, Sacramento, San Bernardino, San Joaquin, Stanislaus, Sutter, Tulare, Yolo, Yuba"	2,387	Construction	1,078	0	\$694,980	100%
ABBOTT VASCULAR INC	Santa Clara, San Mateo, Riverside	99,000	Manufacturing	516	0	\$603,200	100%
AEROJET ROCKETDYNE INC	LOS ANGELES	5,103	Manufacturing	885	0	\$251,177	93%
AEROVIRONMENT INC	Los Angeles, Ventura	684	Professional, Scientific, and Technical	432	0	\$239,669	66%
AHMC HEALTHCARE INC	Los Angeles	585	Healthcare	214	0	\$420,368	100%
AHMC HEALTHCARE INC DBA MONTEREY PARK HOSPITAL	Los Angeles	360	Services	274	0	\$385,320	100%
AIRCO MECHANICAL INC	Sacramento, San Francisco	194	Construction	183	0	\$180,128	100%
AIRE RITE AIRCONDITIONING AND REFRIGERATION INC	Los Angeles, Orange	140	Services	29	0	\$50,516	39%
AJINOMOTO FOODS NORTH AMERICA, INC.	San Bernardino, San Diego, Alameda"	32,734	Manufacturing	313	0	\$126,597	32%
ALAMEDA COUNTY ELECTRICAL INDUSTRY APPRENTICESHIP AND TRAINING TRUST	Alameda	MEC	Services	239	0	\$684,062	98%
Allvue Systems LLC	SAN DIEGO	0	Waste Management	94	0	\$25,865	52%
ALL-WAYS METAL INC	Los Angeles	21	Manufacturing	21	0	\$11,466	100%
AMERICAN EDUCATION SYSTEM INC DBA AMERICAN COLLEGE OF HEALTHCARE	Los Angeles, Orange, Riverside, San Diego, San Bernardino	MEC	Training Agency	211	0	\$518,543	135%
AMN HEALTHCARE INC	San Diego	3,000	Waste Management	52	0	\$47,014	50%
ANALOG DEVICES INC	Santa Clara	7,000	Manufacturing	227	0	\$210,510	82%

Contractor Name	County(ies) Served	Business Size	Industry	Re-trainees	New Hires	Earned Amount	% Earned
ANLIN INDUSTRIES	Fresno, Orange	340	Manufacturing	306	0	\$199,680	100%
APPFOLIO, INC.	Santa Barbara, San Diego	1,470	Professional, Scientific, and Technical	737	0	\$273,832	100%
APPLIED MATERIALS INC	Santa Clara	18,400	Manufacturing	1,078	0	\$894,920	100%
APPLUSRTD USA	KERN	20,000	Professional, Scientific, and Technical	177	0	\$233,390	81%
APPRENTICE AND JOURNEYMAN TRAINING TRUST FUND OF THE SOUTHERN CALIFORNIA PLUMBING AND PIPING INDUSTRY	Imperial, Inyo, Kern, Los Angeles, Orange, Riverside, San Bernardino, San Diego, San Luis Obispo, Santa Barbara, Ventura	MEC	Training Agency	494	0	\$748,440	100%
ARCHITECTS ORANGE-144 N ORANGE ST	Orange	270	Professional, Scientific, and Technical	38	0	\$11,232	100%
ARROW DRILLERS INC	Sacramento	150	Construction	131	0	\$179,920	100%
ART HILD BODY AND FRAME INC DBA HILD COLLISION CENTER	Shasta	65	Services	46	0	\$69,160	100%
ASPEN SKILLED HEALTHCARE	Alameda, Fresno, Los Angeles, Marin, Orange, Santa Clara, San Joaquin	2,271	Services	238	0	\$277,513	95%
ASSESSMENT CONSULTATION & TREATMENT INC	Los Angeles	90	Healthcare	24	0	\$10,628	10%
ASSOCIATED MICROBREWERIES INC	San Diego	118	Manufacturing	72	0	\$66,856	91%
A-TECH CONSULTING INC	ORANGE	28	Professional, Scientific, and Technical	31	0	\$46,670	100%
ATGM INC	ORANGE	77	Professional, Scientific, and Technical	40	0	\$64,127	38%
AUTO CENTER AUTO BODY INC	Orange, Riverside, San Bernardino	212	Services	84	0	\$294,386	74%
AUTO WORK BODY & PAINT INC	Los Angeles	23	Services	6	0	\$18,226	100%

Contractor Name	County(ies) Served	Business Size	Industry	Re-trainees	New Hires	Earned Amount	% Earned
BAY ALARM CO	Alameda, Contra Costa, Los Angeles, Orange, Sacramento, San Bernardino, San Diego, San Joaquin, San Mateo, Santa Clara, Shasta, Sonoma, Ventura	1,021	Construction	416	0	\$628,680	100%
BAY AREA COUNTIES ROOFING INDUSTRY APPRENTICESHIP TRAINING FUND	Alameda, Contra Costa, Lake, Marin, Mendocino, Monterey, Napa, San Benito, San Francisco, San Mateo, Santa Clara, Santa Cruz, Solano, Sonoma	MEC	Services	540	0	\$889,005	94%
BAY AREA VIDEO COALITION INC	San Francisco, Alameda, Marin, San Mateo	MEC	Healthcare	72	0	\$56,209	31%
BELL-CARTER FOODS INC	Contra Costa, Stanislaus, Tehama	384	Manufacturing	239	0	\$113,716	67%
BELSHIRE ENVIRONMENTAL SERVICES INC	Orange	98	Transportation/Communication	77	0	\$58,656	100%
BENNETT & BENNETT INC	Fresno, Kern, Kings, Stanislaus, Tulare	121	Construction	4	0	\$12,740	100%
BGI WORLDWIDE LOGISTICS INC	Los Angeles, Riverside	31	Transportation/Communication	18	0	\$10,365	43%
BIOMARIN PHARMACEUTICAL INC.	Marin	3,400	Manufacturing	350	0	\$749,800	100%
BMC West, LLC	SACRAMENTO	357	Manufacturing	146	0	\$198,276	100%
BMI MECHANICAL INC	Kern, Tulare	34	Construction	20	0	\$26,650	100%
BOEHRINGER INGELHEIM FREMONT INC	Alameda	55,000	Manufacturing	539	0	\$898,743	100%
BOUDREAU PIPELINE CORP	Riverside	261	Construction	228	0	\$137,482	75%
BRAND CONSULTING GROUP LLC DBA BRAND COLLEGE	Statewide	MEC	Training Agency	184	0	\$948,593	100%
BRASCIA BUILDERS INC	LOS ANGELES	26	Construction	18	0	\$22,880	100%
BUILDING SKILLS PARTNERSHIP	MULTI COUNTIES	MEC	Training Agency	1,271	0	\$607,070	108%

Contractor Name	County(ies) Served	Business Size	Industry	Re-trainees	New Hires	Earned Amount	% Earned
BUTTE-GLENN COMMUNITY COLLEGE DISTRICT	STATEWIDE	MEC	Training Agency	623	0	\$749,868	125%
C&H SUGAR CO INC	Contra Costa	450	Manufacturing	33	0	\$54,990	100%
CABLECOM LLC	Alameda, Solano, Contra Costa, San Francisco, Santa Clara, Sonoma	1,130	Construction	35	0	\$87,794	54%
CAL SPEC ENTERPRISES INC	San Diego, Orange, Santa Clara	71	Construction	39	0	\$46,800	100%
Cal-Duct, Inc.	San Bernardino	45	Manufacturing	19	0	\$15,011	33%
CALIFORNIA FAMILY FOODS	Colusa	88	Manufacturing	75	0	\$95,710	96%
CALIFORNIA FIELD IRON WORKERS APPRENTICESHIP TRAINING AND JOURNEYMAN RETRAINING FUND - NORTHERN CA	Northern and Central California	MEC	Training Agency	563	0	\$948,182	100%
CALIFORNIA FIELD IRON WORKERS APPRENTICESHIP TRAINING AND JOURNEYMAN RETRAINING FUND - SOUTHERN CA	Southern California	MEC	Construction	658	0	\$948,818	100%
CALIFORNIA IMAGING INSTITUTE LLC	Fresno	212	Healthcare	111	0	\$192,809	97%
CALIFORNIA LABOR FEDERATION AFL-CIO	Statewide	MEC	Training Agency	590	0	\$1,560,466	90%
CALIFORNIA LONG-TERM CARE EDUCATION CENTER	Statewide	MEC	Training Agency	7	0	\$33,480	19%
CALIFORNIA MANUFACTURERS & TECHNOLOGY ASSOCIATION (CMTA)	Statewide	MEC	Training Agency	1,257	0	\$949,765	100%
California Manufacturing Technology Consulting	Statewide	MEC	Professional, Scientific, and Technical	1,620	0	\$1,799,699	100%
CALIFORNIA NATURAL PRODUCTS	San Joaquin	785	Manufacturing	245	0	\$199,576	100%
CALIFORNIA TOOLING & MACHINING APPRENTICESHIP ASSOCIATION	Northern and Central California	MEC	Training Agency	27	0	\$76,403	63%
CAMPBELL TAYLOR & CO AN ACCOUNTANCY CORP	Placer	48	Professional, Scientific, and Technical	61	0	\$60,450	100%
CAR SOUND EXHAUST SYSTEM INC DBA MAGNAFLOW	San Diego	506	Manufacturing	53	0	\$47,034	65%

Contractor Name	County(ies) Served	Business Size	Industry	Re-trainees	New Hires	Earned Amount	% Earned
CAROLLO ENGINEERS INC	Contra Costa, Orange, Sacramento, Riverside, San Diego, Los Angeles, Placer, San Francisco, Santa Clara	866	Services	80	0	\$19,720	100%
CARPENTERS TRAINING COMMITTEE FOR NORTHERN CALIFORNIA	Northern California	MEC	Training Agency	1,195	0	\$948,640	100%
CASTRO VALLEY HEALTH INC	" San Mateo, Contra Costa, Santa Clara, Sacramento, Los Angeles"	267	Healthcare	99	0	\$63,515	14%
CENTRAL VALLEY ROOFERS WATERPROOFERS & ALLIED WORKERS JOINT APPRENTICESHIP AND TRAINING COMMITTEE	Fresno, Madera, Kings, Tulare, Kern, Mono, Inyo	MEC	Training Agency	87	0	\$157,834	90%
CENTRAL VALLEY-MOTHER LODE PLUMBERS PIPE AND REFRIGERATION FITTERS JATC	San Joaquin, Stanislaus	MEC	Services	33	0	\$127,038	33%
CERTIFIED AVIATION SERVICES LLC	Statewide	178	Transportation/Communication	74	0	\$68,432	100%
CHA HOLLYWOOD MEDICAL CENTER	Los Angeles	6,500	Healthcare	345	0	\$291,680	100%
CHAFFEY COMMUNITY COLLEGE DISTRICT	Statewide	MEC	Services	824	0	\$908,761	96%
CHILTON AND LESTE MANAGEMENT, INC.	LOS ANGELES	110	Healthcare	29	0	\$48,347	36%
CHLB LLC	Los Angeles	2,475	Healthcare	468	0	\$390,000	100%
COKEVA INC	PLACER	189	Services	36	0	\$33,396	100%
COLLEGE OF THE SEQUOIAS	Kings, Tulare	MEC	Training Agency	552	0	\$572,081	521%
COMMUNICATIONS & POWER INDUSTRIES LLC	Santa Clara, Ventura, Sacramento	1,850	Manufacturing	213	0	\$56,241	66%
CONSOLIDATED DISPOSAL SERVICE LLC	Los Angeles, Orange, San Bernardino, Imperial, San Diego	30,000	Waste Management	1,160	0	\$341,700	100%
COURAGE PRODUCTION LLC	Solano	172	Manufacturing	46	0	\$2,285	3%
COVALENTCAREERS INC	SAN DIEGO	13	Professional, Scientific, and Technical	3	0	\$1,538	6%
CUCAMONGA VALLEY MEDICAL GROUP INC	Los Angeles, Riverside, San Bernardino	110	Healthcare	71	0	\$67,080	100%
CUSTOM FIBERGLASS MFG CO	LOS ANGELES	197	Manufacturing	71	0	\$52,025	82%
CUSTOM LABEL & DECAL LLC	ALAMEDA	53	Manufacturing	41	0	\$49,197	70%

Contractor Name	County(ies) Served	Business Size	Industry	Re-trainees	New Hires	Earned Amount	% Earned
D T MATTSON ENTERPRISES INC DBA PRO-LINE RACING	Riverside	47	Manufacturing	35	0	\$74,880	100%
DEXCOM INC	San Diego	2,370	Manufacturing	270	0	\$382,349	89%
DIAMOND TECHNOLOGIES INC	Kern	30	Services	19	0	\$28,080	100%
DISTRICT COUNCIL 16 NORTHERN CALIFORNIA JOURNEYMAN AND APPRENTICE TRAINING TRUST FUND	Statewide	MEC	Training Agency	980	0	\$1,755,776	100%
DOME CONSTRUCTION CORP	San Mateo, Alameda, San Francisco, Santa Clara, and Ventura	289	Construction	194	0	\$241,800	100%
EDI HEALTH GROUP	ORANGE	80	Information	10	0	\$3,293	4%
EL & EL WOOD PRODUCTS CORP	San Bernardino, Sacramento	405	Manufacturing	29	0	\$13,842	9%
EL CLASIFICADO	Los Angeles, San Bernardino, Kern, and Fresno	174	Manufacturing	114	0	\$187,200	100%
ELECTRODE TECHNOLOGIES INC DBA REID METAL FINISHING	Orange	77	Services	45	0	\$74,568	100%
ELROB INC DBA EL-COM SYSTEM SOLUTIONS	Orange	110	Manufacturing	58	0	\$74,880	100%
ENDER TECHNOLOGY CORP DBA ENDERTECH	LOS ANGELES	17	Services	13	0	\$20,800	100%
ERICKSON-HALL CONSTRUCTION CO	San Diego, Orange, Riverside, Imperial	150	Construction	167	0	\$150,114	80%
ERNEST ONGARO & SONS INC	SONOMA	65	Construction	64	0	\$60,060	100%
ESET NORTH AMERICA	San Diego	1,563	Services	143	0	\$49,400	100%
ESL POWER SYSTEMS	RIVERSIDE	80	Manufacturing	75	0	\$51,090	100%
ESPERANZA THERAPY SERVICES LLC	FRESNO	26	Healthcare	18	0	\$19,091	98%
EXPRESS SEWER & DRAIN INC	Sacramento	85	Construction	91	0	\$166,764	96%
FINISHING TRADES INSTITUTE OF DISTRICT COUNCIL 36 JOINT APPRENTICESHIP TRAINING TRUST FUND	ORANGE, LOS ANGELES, RIVERSIDE, SAN BERNARDINO, IMPERIAL, KERN, MONO, INYO, SAN DIEGO, SAN LUIS OBISPO, SANTA BARBARA, VENTURA	MEC	Training Agency	830	0	\$749,145	100%

Contractor Name	County(ies) Served	Business Size	Industry	Re-trainees	New Hires	Earned Amount	% Earned
FIRST SOFTWARE USA DBA OXFORD INSTITUTE OF TECHNOLOGY	Los Angeles, Orange, Kern, Riverside, Ventura, San Bernardino	MEC	Training Agency	327	0	\$372,902	100%
FOWLER PACKING CO INC	Fresno	400	Agriculture	132	0	\$92,262	46%
FREEDOM HOME HEALTH AND HOSPICE CARE SERVICES INC	YUBA	85	Healthcare	43	0	\$38,623	76%
FRESNO AREA PLUMBERS PIPE & REFRIGERATION FITTERS JATC	Fresno, Madera, Tulare, Kings	MEC	Training Agency	98	0	\$335,612	100%
FRESNO MADERA KINGS & TULARE COUNTIES JATC	Fresno, Madera, Kings, Tulare	MEC	Training Agency	171	0	\$434,871	95%
G & C AUTO BODY INC	Statewide	234	Services	204	0	\$399,498	160%
GAGNE BROTHERS ENTERPRISES INC	Alameda, Marin, Contra Costa, Santa Clara	106	Construction	67	0	\$150,098	100%
GALLO CATTLE COMPANY LP	Merced	235	Manufacturing	248	0	\$525,824	100%
GENENTECH USA INC	San Mateo, Solano, San Diego	93,000	Manufacturing	352	0	\$68,185	10%
GEORGE CHIALA FARMS	Santa Clara, San Benito	358	Agriculture	318	0	\$133,612	36%
GHIRARDELLI CHOCOLATE CO	ALAMEDA	14,000	Manufacturing	125	0	\$146,354	79%
Gilmore Services, Inc.	El Dorado	110	Construction	96	0	\$199,914	100%
GLAZING CONCEPTS INC	RIVERSIDE	53	Manufacturing	53	0	\$55,900	100%
GLENDALE COMMUNITY COLLEGE	Los Angeles, Orange, Riverside, San Bernardino, San Diego, Ventura, Kern	MEC	Training Agency	926	0	\$1,759,897	100%
GLOBAL BLOOD THERAPEUTICS INC	San Mateo	153	Services	17	0	\$8,391	12%
GOLDEN STAR TECHNOLOGY INC	Los Angeles	126	Professional, Scientific, and Technical	122	0	\$179,400	100%
GRADELINK CORP	ORANGE	25	Professional, Scientific, and Technical	19	0	\$35,360	100%
GREENHECK FAN CORP	Placer	3,300	Manufacturing	25	0	\$26,423	14%
GRIFOLS BIOLOGICALS INC	LOS ANGELES	18,309	Manufacturing	934	0	\$395,200	100%
HALIBURTON INTERNATIONAL FOODS INC	San Bernardino	194	Manufacturing	67	0	\$35,909	51%
HASKELL & WHITE LLP	Orange, San Diego	85	Services	57	0	\$72,956	100%
HI-TEMP INSULATION INC	Ventura	524	Manufacturing	140	0	\$67,860	100%

Contractor Name	County(ies) Served	Business Size	Industry	Re-trainees	New Hires	Earned Amount	% Earned
HIXSON METAL FINISHING	ORANGE	138	Manufacturing	52	0	\$63,309	100%
HOSPITALITY INDUSTRY TRAINING & EDUCATION FUND DBA HOSPITALITY TRAINING ACADEMY	Los Angeles	MEC	Training Agency	29	0	\$64,998	66%
HP HOOD LLC	Sacramento	3,000	Manufacturing	275	0	\$183,760	100%
HUNTER INDUSTRIES INC	SAN DIEGO	2,556	Manufacturing	654	0	\$216,819	47%
ICORE INTERNATIONAL INC	SONOMA	90,000	Manufacturing	83	0	\$53,638	86%
IN STEPPS INC	Orange, San Diego, Los Angeles	125	Healthcare	110	0	\$185,250	100%
INLAND EMPIRE 66ERS BASEBALL CLUB OF SAN BERNADINO	San Bernardino	15	Services	13	0	\$8,659	54%
INTUITIVE SURGICAL INC	Santa Clara	4,844	Professional, Scientific, and Technical	915	0	\$569,504	100%
IWORKS LLC	LOS ANGELES	70	Manufacturing	53	0	\$29,558	53%
J & R FILM CO INC DBA MOVIOLA EDUCATION CENTER	Los Angeles, Orange, San Diego, Riverside, Nevada, San Bernardino, Kern	MEC	Training Agency	80	0	\$84,037	19%
JAMES E WILLIAMS AND SON INC	Placer	47	Construction	30	0	\$45,539	87%
JEWISH VOCATIONAL AND CAREER COUNSELING SERVICES	San Francisco, Marin, San Mateo, Alameda, Santa Clara, Contra Costa	MEC	Services	70	0	\$270,101	100%
JLS ENVIRONMENTAL SERVICES INC	Placer, Madera	70	Services	77	0	\$167,521	96%
JOBTRAIN INC	San Mateo	MEC	Healthcare	80	0	\$195,258	98%
JOINT APPRENTICESHIP AND TRAINING COMMITTEE OF THE PLUMBING AND PIPE FITTING INDUSTRY OF SAN MATEO COUNTY	SAN MATEO	MEC	Training Agency	144	0	\$556,521	100%
JR PUTMAN INC	Sacramento	75	Construction	60	0	\$73,632	100%
JS AUDIT GROUP INC	SANTA BARBARA	63	Professional, Scientific, and Technical	29	0	\$43,470	100%
JSR MICRO INC	Santa Clara	203	Manufacturing	82	0	\$52,130	42%
K C PARTNERS GROUP	San Luis Obispo	30	Construction	21	0	\$19,721	63%
K W P H ENTERPRISES DBA AMERICAN AMBULANCE	Fresno, Madera, Kings, Tulare	654	Services	178	0	\$599,248	100%
KAGOME INC	Merced, San Mateo	2,456	Manufacturing	218	0	\$185,736	75%

Contractor Name	County(ies) Served	Business Size	Industry	Re-trainees	New Hires	Earned Amount	% Earned
Kamus Keller, Inc.	CONTRA COSTA, LOS ANGELES	40	Professional, Scientific, and Technical	11	0	\$4,352	21%
KATIE WAGNER SOCIAL MEDIA	Orange	23	Professional, Scientific, and Technical	14	0	\$7,820	59%
KBKG	Los Angeles	145	Services	75	0	\$31,108	42%
KERN COUNTY ELECTRICAL JATC	Kern	MEC	Training Agency	113	0	\$278,585	100%
KERN STEEL FABRICATION INC	Kern	87	Manufacturing	103	0	\$49,920	100%
LABORERS TRAINING AND RE-TRAINING TRUST FUND FOR SOUTHERN CALIFORNIA	MULTI COUNTIES	MEC	Services	491	0	\$522,081	70%
LEVY PREMIUM FOOD SERVICE LIMITED PARTNERSHIP	Los Angeles	500,000	Services	285	0	\$199,676	100%
LIGHTNING BOLT SOLUTIONS	San Mateo	36	Professional, Scientific, and Technical	8	0	\$12,480	33%
LITTLE DIVERSIFIED ARCHITECTURAL CONSULTING INC	ORANGE	407	Professional, Scientific, and Technical	49	0	\$72,532	97%
Lockheed Martin Corporation	Kern, Santa Cruz, Los Angeles, Santa Clara	109,000	Manufacturing	979	0	\$649,750	100%
LOS ALAMITOS MEDICAL CENTER INC	Orange	115,000	Healthcare	104	0	\$182,000	100%
LOS ANGELES & VICINITY STEAMFITTERS AND INDUSTRIAL PIPEFITTERS JATC	Los Angeles	MEC	Training Agency	365	0	\$582,999	100%
LSL CERTIFIED PUBLIC ACCOUNTANTS	ORANGE, SACRAMENTO	120	Professional, Scientific, and Technical	67	0	\$72,025	88%
LUSIVE DECOR	LOS ANGELES	64	Manufacturing	51	0	\$71,500	100%
MANAGED CAREER SOLUTIONS SPC	Los Angeles, Orange, San Diego, Ventura	MEC	Training Agency	30	0	\$207,272	99%
MARCUM LLP	Los Angeles, Santa Clara, Orange, San Francisco	1,500	Professional, Scientific, and Technical	105	0	\$119,600	100%
MBKT CORP	Santa Clara	40	Construction	36	0	\$56,160	100%
MEDWAY PLASTICS CORP	Los Angeles	185	Waste Management	31	0	\$86,757	93%
METAL TITE PRODUCTS	Los Angeles	69	Manufacturing	60	0	\$37,722	67%
METREX VALVE CORP	Los Angeles	26	Manufacturing	25	0	\$19,708	68%
MICHAEL MARTINES PHYSICAL THERAPIST INC	Fresno	11	Healthcare	5	0	\$2,223	14%
MIDAS TECHNOLOGY INC	ORANGE	20	Manufacturing	29	0	\$14,857	56%

Contractor Name	County(ies) Served	Business Size	Industry	Re-trainees	New Hires	Earned Amount	% Earned
MODESTO AREA SHEET METAL APPRENTICESHIP TRAINING TRUST	Tuolumne, Stanislaus, Merced, Mariposa	MEC	Training Agency	24	0	\$98,141	100%
MOTIVO ENGINEERING LLC	LOS ANGELES	52	Professional, Scientific, and Technical	54	0	\$68,060	100%
MURRIETA CHAMBER OF COMMERCE	Riverside, San Bernardino, San Diego, Orange, Los Angeles	MEC	Training Agency	713	0	\$948,169	100%
MURRIETTA CIRCUITS	ORANGE	93	Manufacturing	81	0	\$74,620	100%
N E C A / I B E W INLAND TRAINING FUND	SAN BERNARDINO, RIVERSIDE, MONO, INYO	MEC	Training Agency	267	0	\$742,620	100%
NATERA INC	San Mateo	879	Healthcare	160	0	\$199,290	100%
NIENOW & TIERNEY, LLP	ORANGE	20	Professional, Scientific, and Technical	13	0	\$11,125	66%
NONGSHIM AMERICA INC	SAN BERNARDINO	6,000	Manufacturing	94	0	\$43,674	66%
NORTHERN CA VALLEY SHEET METAL INDUSTRY JATC	Northern California	MEC	Training Agency	102	0	\$299,828	100%
NTMA TRAINING CENTERS OF SOUTHERN CALIFORNIA	Los Angeles, Orange, Riverside, San Bernardino	MEC	Training Agency	456	0	\$1,799,244	100%
NU FLOW AMERICA INC	San Diego, Orange, and San Mateo	96	Construction	50	0	\$49,277	68%
O'BRIEN STEEL ERECTORS INC	San Joaquin, Fresno	120	Construction	217	0	\$106,080	100%
ONE WORLD DISTRIBUTION INC	RIVERSIDE	114	Transportation/Communication	5	0	\$3,134	16%
O'NEILL BEVERAGES CO LLC	Fresno, Marin, San Luis Obispo	330	Manufacturing	176	0	\$238,222	99%
ON-TIME AIR CONDITIONING & HEATING INC	Alameda, Contra Costa, Placer, Santa Clara	230	Construction	183	0	\$312,000	100%
ORANGE COUNTY ELECTRICAL JOINT APPRENTICESHIP AND TRAINING TRUST FUND	Orange	MEC	Construction	365	0	\$940,064	100%
OREPAC HOLDING CO	SACRAMENTO, SAN BERNARDINO	896	Manufacturing	182	0	\$152,776	100%
OWB PACKERS, LLC	IMPERIAL	795	Manufacturing	577	0	\$552,700	89%
PACIFIC MASONRY WALLS INC	ORANGE	140	Construction	88	0	\$62,608	100%

Contractor Name	County(ies) Served	Business Size	Industry	Re-trainees	New Hires	Earned Amount	% Earned
PANDORA MEDIA, LLC	Los Angeles, Alameda	2,488	Information	621	0	\$129,233	17%
PARADIGM TREATMENT CENTERS LLC	Los Angeles, Marin	104	Services	50	0	\$91,796	46%
PAVEMENT RECYCLING SYSTEMS INC	Kern, San Diego, San Bernardino, Orange, Riverside, Los Angeles, Ventura, Yolo	400	Construction	52	0	\$30,134	65%
PCL CONSTRUCTION SERVICES INC	SAN DIEGO	4,000	Construction	367	0	\$127,437	51%
PCX INC	ORANGE	15	Trade (Wholesale)	15	0	\$17,091	91%
PENUMBRA INC	Alameda, Placer	2,469	Manufacturing	596	0	\$473,340	100%
PERFORMANCE FOOD SERVICE-SOUTHERN CALIFORNIA	Los Angeles	15,000	Trade (Wholesale)	116	0	\$76,419	35%
PERILLO INDUSTRIES INC	Ventura	40	Manufacturing	24	0	\$16,191	87%
PIONEER CIRCUITS INC	ORANGE	245	Manufacturing	304	0	\$128,651	84%
PIPE TRADES APPRENTICE AND JOURNEYMEN TRAINING TRUST FUND FOR SAN MATEO COUNTY	SAN MATEO	MEC	Services	115	0	\$392,681	73%
PIPE TRADES JOINT APPRENTICESHIP AND TRAINING COMMITTEE OF SANTA CLARA AND SAN BENITO COUNTIES	Santa Clara, San Benito	MEC	Training Agency	286	0	\$949,244	100%
POM WONDERFUL HOLDINGS LLC	Fresno, Los Angeles	400	Manufacturing	226	0	\$191,286	97%
PREMIER MEDICAL TRANSPORT INC	Orange, Los Angeles	110	Healthcare	89	0	\$421,270	98%
PRIMARY FREIGHT SERVICES INC	ORANGE	68	Transportation/Communication	36	0	\$74,100	100%
PRINCESS PAPER INC	LOS ANGELES	47	Manufacturing	19	0	\$48,645	100%
PRIORITY ARCHITECTURAL GRAPHICS	SAN FRANCISCO	25	Manufacturing	16	0	\$17,534	90%
PROCORE TECHNOLOGIES INC	Santa Barbara, San Francisco, San Diego	1,220	Services	906	0	\$899,808	100%
PROVEN SOLUTIONS LLC	Los Angeles, San Diego	54	Waste Management	45	0	\$58,500	100%
PROVIDENCE WEST VALLEY HEALTHCARE CENTER LLC	MULTI COUNTIES	4,500	Healthcare	285	0	\$544,975	88%
PSM INDUSTRIES INC	Los Angeles	164	Manufacturing	57	0	\$44,436	91%
QB MEDICAL INC	SAN DIEGO	22	Trade (Wholesale)	15	0	\$12,597	93%
QC MFG INC	RIVERSIDE	92	Manufacturing	28	0	\$74,724	100%

Contractor Name	County(ies) Served	Business Size	Industry	Re-trainees	New Hires	Earned Amount	% Earned
QUALITY CONTROLLED MANUFACTURING, INC.	San Diego	96	Manufacturing	62	0	\$99,840	100%
R&D FASTENERS INC	San Bernardino	120	Manufacturing	44	0	\$22,969	26%
R.S.S.E., Inc.	SHASTA	12	Construction	3	0	\$2,444	47%
RABOBANK NATIONAL ASSOCIATION	Statewide	1,639	Finance & Insurance	127	0	\$56,212	28%
RADFORD CABINETS INC	Los Angeles	72	Manufacturing	10	0	\$9,321	16%
RAYPAK INC	VENTURA	6,000	Manufacturing	81	0	\$24,000	49%
RED DOOR INTERACTIVE INC	San Diego	80	Professional, Scientific, and Technical	62	0	\$44,019	71%
RELIANT MANAGEMENT GROUP	Fresno, Los Angeles, Marin, Riverside, Santa Clara, Sonoma, Stanislaus	1,296	Services	262	0	\$241,550	55%
RICH PRODUCTS CORP	ORANGE	9,200	Manufacturing	35	0	\$43,680	100%
RICH PRODUCTS CORP	Los Angeles	8,000	Manufacturing	73	0	\$57,330	100%
RICOH USA INC	Statewide	109,361	Trade (Wholesale)	152	0	\$73,751	37%
RIVERSIDE MAGNOLIA CORP	Orange	280	Healthcare	45	0	\$102,533	82%
RIVIERA INC DBA THE ENTERPRISE U	Statewide	MEC	Training Agency	1,643	0	\$943,579	99%
ROLLS-ROYCE HIGH TEMPERATURE COMPOSITES INC	ORANGE	50,000	Professional, Scientific, and Technical	52	0	\$60,580	100%
ROYAL AMBULANCE INC	Alameda, San Mateo, Santa Clara	269	Healthcare	141	0	\$115,908	100%
RPLANET EARTH LOS ANGELES LLC	Los Angeles	20	Manufacturing	69	0	\$75,476	50%
RUFFSTUFF INC	Placer	30	Manufacturing	37	0	\$62,400	100%
RUSH TRUCK CENTERS OF CALIFORNIA INC	Los Angeles, San Bernardino, San Diego	6,641	Trade (Wholesale)	5	0	\$2,666	1%
S BRAVO SYSTEMS INC	Los Angeles	140	Manufacturing	102	0	\$135,590	100%
SACRAMENTO EMPLOYMENT & TRAINING AGENCY	SACRAMENTO	MEC	Training Agency	115	0	\$85,900	86%
SAFE CREDIT UNION	Placer, Sacramento, Contra Costa, Yolo	664	Finance & Insurance	84	0	\$147,929	36%
SAFETY STRIPING SERVICE INC-6868 AVE 305	TULARE	24	Construction	29	0	\$41,793	79%

Contractor Name	County(ies) Served	Business Size	Industry	Re-trainees	New Hires	Earned Amount	% Earned
SAISOFT INC	Los Angeles, Orange, Riverside, San Bernardino	MEC	Training Agency	242	0	\$397,188	198%
SAN BERNARDINO COMMUNITY COLLEGE DISTRICT	Statewide	MEC	Services	2,487	0	\$1,657,334	92%
SAN DIEGO CHAPTER ABC TRAINING TRUST FUND	SAN DIEGO	MEC	Training Agency	106	0	\$313,078	75%
SAN DIEGO ELECTRICAL TRAINING TRUST FUND	SAN DIEGO	MEC	Finance & Insurance	15	0	\$17,680	100%
SAN FRANCISCO ELECTRICAL INDUSTRY APPRENTICESHIP AND TRAINING TRUST	San Francisco	MEC	Training Agency	287	0	\$949,990	100%
SAN JOAQUIN COUNTY ECONOMIC DEVELOPMENT ASSOCIATION	San Joaquin	MEC	Training Agency	52	0	\$166,481	85%
SAN MATEO COUNTY ELECTRICAL JATC	San Mateo	MEC	Construction	226	0	\$901,469	100%
SANTA CLARA COUNTY ELECTRICAL JATC	Santa Clara	MEC	Training Agency	349	0	\$949,589	100%
SCALED COMPOSITES LLC	KERN	328	Manufacturing	24	0	\$22,448	100%
SCHOOL INNOVATIONS & ACHIEVEMENT	El Dorado, Los Angeles, Shasta	68	Information	74	0	\$104,780	100%
SCIENTIFIC DRILLING INTERNATIONAL	Kern	1,700	Mining, Oil, Gas	51	0	\$55,770	100%
SEA POINTE CONSTRUCTION AND DEVELOPMENT INC	Orange	40	Construction	44	0	\$49,920	100%
SECURITY ON-DEMAND INC	San Diego	64	Services	51	0	\$70,015	94%
SEERSOFT INC	Los Angeles	48	Healthcare	37	0	\$129,740	100%
SERVICE CHAMPIONS INC	Orange	215	Construction	148	0	\$304,200	100%
SHEET METAL & AIR CONDITIONING APPRENTICESHIP & JOURNEYMAN TRAINING FUND	San Diego, Imperial	MEC	Services	57	0	\$217,541	50%
SHEET METAL WORKERS' LOCAL NO 104 AND BAY AREA INDUSTRY APPRENTICE AND JOURNEYMAN TRAINING FUND	Northern California	MEC	Training Agency	513	0	\$1,612,671	100%
SIERRA NEVADA BREWING CO	BUTTE	873	Manufacturing	209	0	\$95,164	74%
SINGERLEWAK LLP	Los Angeles, Orange, Riverside, San Francisco, Santa Clara	320	Services	122	0	\$72,588	100%
SOCIAL IMPRINTS LLC	San Francisco, Sacramento	33	Manufacturing	33	0	\$38,982	80%
SOCIETY OF MFG ENGINEERS	MULTI COUNTIES	MEC	Manufacturing	393	0	\$319,080	100%
SOLARPONICS INC	San Luis Obispo	35	Construction	31	0	\$26,780	100%
SONOMA MEDIA INVESTMENTS LLC	SONOMA	281	Information	161	0	\$69,321	93%
SOUTH BAY WORKFORCE INVESTMENT BOARD INC	Statewide	MEC	Training Agency	234	0	\$263,053	200%

Contractor Name	County(ies) Served	Business Size	Industry	Re-trainees	New Hires	Earned Amount	% Earned
SOUTHERN CALIFORNIA ELEVATOR CONSTRUCTORS JOINT APPRENTICESHIP AND TRAINING COMMITTEE	Imperial, Inyo, Kern, Los Angeles, Mono, Orange, Riverside, San Bernardino, San Diego, San Luis Obispo, Santa Barbara, Ventura	MEC	Training Agency	542	0	\$832,590	100%
SOUTHERN CALIFORNIA FLOOR COVERING CRAFTS JATC	Statewide	MEC	Training Agency	122	0	\$350,830	100%
SOUTHERN CALIFORNIA SHEET METAL JOINT APPRENTICESHIP & TRAINING COMMITTEE	Los Angeles, Orange, San Bernardino, Riverside, Inyo, Mono, Kern	MEC	Training Agency	450	0	\$948,480	100%
SOUTHERN CALIFORNIA SURVEYORS JOINT APPRENTICESHIP TRUST	Imperial, Inyo, Kern, Los Angeles, Mono, Orange, Riverside, San Bernardino, San Diego, San Luis Obispo, Santa Barbara, Ventura	MEC	Training Agency	116	0	\$314,750	100%
SOUTHWEST MACHINE & PLASTIC CO	Los Angeles	23	Manufacturing	14	0	\$5,025	21%
STANISLAUS BUSINESS ALLIANCE INC	Stanislaus, San Joaquin	MEC	Training Agency	10	0	\$7,559	6%
STATE CENTER COMMUNITY COLLEGE DISTRICT	Madera, Fresno, Kings, Tulare, Merced	MEC	Training Agency	36	0	\$110,088	100%
SUGAR BOWL BAKERY	Alameda	335	Manufacturing	344	0	\$253,760	100%
SUMMIT MACHINE LLC	San Bernardino	367,700	Manufacturing	156	0	\$49,400	100%
SUN HILL PROPERITES INC	Los Angeles	449	Services	285	0	\$188,600	100%
SUNERGY CALIFORNIA LLC	Sacramento	2,000	Manufacturing	121	0	\$441,262	82%
SUNSET AVIATION LLC DBA SOLAIRUS AVIATION	Sonoma	521	Transportation/Communication	140	0	\$158,012	54%
SUNVAIR INC	Los Angeles	123	Manufacturing	66	0	\$98,800	100%
SURVEYMONKEY INC	San Mateo	779	Services	286	0	\$51,376	26%
SVD INC	Los Angeles	56	Manufacturing	57	0	\$36,855	77%
SYGMA NETWORK INC	San Joaquin	66,500	Transportation/Communication	31	0	\$55,510	86%
SYGMA NETWORK INC	LOS ANGELES	51,700	Transportation/Communication	242	0	\$87,513	60%
SYNERGEYES INC	San Diego	106	Manufacturing	19	0	\$21,775	38%

Contractor Name	County(ies) Served	Business Size	Industry	Re-trainees	New Hires	Earned Amount	% Earned
SYSCO CENTRAL CALIFORNIA INC	Stanislaus	66,500	Trade (Wholesale)	297	0	\$361,393	96%
TARLTON AND SON INC	Fresno, Orange, San Luis Obispo	233	Construction	105	0	\$129,317	70%
TEC OF CALIFORNIA INC	MULTI COUNTIES	1,228	Trade (Wholesale)	117	0	\$196,479	99%
TEMECULA VALLEY HOSPITAL INC	Riverside	83,000	Healthcare	177	0	\$663,520	100%
TENCATE ADVANCED COMPOSITES USA INC	Solano, Santa Clara	3,600	Manufacturing	21	0	\$15,912	25%
THE CORPORATION FOR MANUFACTURING EXCELLENCE (MANEX)	Northern California Counties	MEC	Professional, Scientific, and Technical	398	0	\$744,479	99%
THE GAP INC	San Francisco	125,539	Retail	200	0	\$199,620	100%
THE HONEST CO	LOS ANGELES	437	Manufacturing	198	0	\$102,765	48%
THE ULTIMATE SOFTWARE GROUP INC	Orange	4,208	Services	258	0	\$196,158	98%
THE WINE GROUP INC	Monterey, Kern, Tulare, Fresno, Madera, San Joaquin, Alameda	1,246	Manufacturing	408	0	\$673,691	98%
TRACE3 LLC	San Diego, Orange, Los Angeles, San Francisco, and Alameda	440	Professional, Scientific, and Technical	124	0	\$47,476	24%
TROJAN BATTERY CO LLC	Los Angeles	1,000	Manufacturing	245	0	\$247,000	100%
TSI SEMICONDUCTORS AMERICA LLC	PLACER	500	Manufacturing	44	0	\$110,029	96%
TTM TECHNOLOGIES INC	Orange, Santa Clara, San Diego	29,527	Trade (Wholesale)	1,100	0	\$520,600	100%
TUSTIN ABA SERVICES FOR KIDS LLC	Orange	90	Healthcare	99	0	\$62,981	61%
UNDERSEA SYSTEMS INTERNATIONAL INC	ORANGE	64	Manufacturing	48	0	\$32,455	95%
UNICAL AVIATION INC	LOS ANGELES, SAN BERNARDINO	626	Trade (Wholesale)	284	0	\$582,346	96%
UNILUV MARKETING INC	San Diego	13	Manufacturing	6	0	\$7,839	48%
UNITED ASSOCIATION LOCAL UNION 342	Alameda, Contra Costa	MEC	Training Agency	291	0	\$839,800	100%
UNITED DRILL BUSHING CORP	LOS ANGELES	116	Manufacturing	33	0	\$40,430	100%

Contractor Name	County(ies) Served	Business Size	Industry	Re-trainees	New Hires	Earned Amount	% Earned
UNITED PARCEL SERVICE INC	Statewide	245,164	Transportation/Communication	246	0	\$281,329	91%
UNIVERSAL HEALTH SERVICES OF RANCHO SPRINGS INC	RIVERSIDE	54,126	Healthcare	378	0	\$509,600	100%
UNIVERSITY RX SPECIALISTS DBA UNIVERSITY COMPOUNDING PHARMACY	San Diego	93	Retail	46	0	\$46,124	100%
VAVRINEK TRINE DAY AND CO LLP	San Bernardino, San Mateo, Santa Clara, Alameda, Los Angeles, Orange, San Diego, Sacramento, Riverside, Fresno	320	Professional, Scientific, and Technical	265	0	\$212,365	98%
VCA CONSULTANTS INC	Orange, Alameda	111	Professional, Scientific, and Technical	68	0	\$57,582	78%
VELLUTINI CORP	Sacramento	230	Construction	275	0	\$198,978	100%
VENTURA COUNTY ELECTRICAL JOINT APPRENTICESHIP AND TRAINING TRUST FUND	Ventura	MEC	Services	122	0	\$324,802	100%
VIASAT INC	San Diego	5,341	Manufacturing	540	0	\$301,236	100%
VISION CARE CENTER A MEDICAL GROUP	Fresno	225	Healthcare	170	0	\$113,970	75%
VITAS HEALTHCARE CORP OF CALIFORNIA	Los Angeles, Orange, San Diego, Ventura, Santa Clara, San Joaquin, Sacramento, Santa Clara, San Mateo, Riverside, Contra Costa	8,890	Healthcare	487	0	\$899,080	100%
WALTER ANDERSON PLUMBING INC	San Diego	200	Construction	189	0	\$610,614	97%
WATKINS LANDMARK CONSTRUCTION	San Diego, Orange, Riverside	59	Construction	38	0	\$25,933	44%
WELLEX CORP	Alameda	75	Manufacturing	36	0	\$48,044	97%
WEST COAST MEDIANEWS LLC	Alameda, Butte, Contra Costa, Humboldt, Lake, Los Angeles, Marin, Mendocino, Orange, Riverside, San Bernardino, San Mateo, Santa Clara, Santa Cruz, Solano, Tehama, Yolo	3,146	Information	990	0	\$744,971	99%
WEST HILLS HOSPITAL INC	Los Angeles	235,000	Healthcare	207	0	\$311,178	100%

Contractor Name	County(ies) Served	Business Size	Industry	Re-trainees	New Hires	Earned Amount	% Earned
WESTERN ELECTRICAL CONTRACTORS ASSOCIATION INC	MULTI COUNTIES	MEC	Training Agency	125	0	\$451,164	100%
WHITE NELSON DIEL EVANS LLP	Orange, San Diego	122	Professional, Scientific, and Technical	49	0	\$47,426	49%
WONDERFUL PISTACHIOS & ALMONDS LLC	Fresno, Kern, Los Angeles	9,000	Manufacturing	814	0	\$406,120	100%
WOODBIDGE GLASS INC	Orange	181	Construction	69	0	\$82,012	99%
WWF OPERATING CO LLC	Los Angeles	10,000	Manufacturing	213	0	\$332,800	100%
YDESIGN GROUP LLC	Sacramento, Contra Costa	227	Retail	27	0	\$38,783	52%
YUBA SHASTA UA LOCAL 228 JATC	Northern California	MEC	Training Agency	73	0	\$182,833	122%
ZADRO PRODUCTS INC	Orange	55	Manufacturing	29	0	\$21,246	72%
ZONSON CUSTOMIZATION INC	SAN DIEGO	44	Manufacturing	14	0	\$44,720	100%
314 contracts				69,057	0	\$81,598,382	91%

APPENDIX B-3

COMPLETED ALTERNATIVE FUNDING CONTRACTS

Contractor Name	County(ies) Served	Business Size	Industry	Re-trainees	New Hires	Earned Amount	% Earned
A-Z BUS SALES INC	Sacramento, San Bernardino	115	Trade (Wholesale)	44	0	\$49,322	78%
CALIFORNIA LABOR FEDERATION AFL-CIO	Alameda, Contra Costa, Los Angeles, Santa Clara	MEC	Services	96	0	\$92,052	15%%
EL CAMINO COMMUNITY COLLEGE DISTRICT	MULTI COUNTIES	MEC	Services	207	0	\$532,950	100%
SAN JOAQUIN REGIONAL TRANSIT DISTRICT	San Joaquin	280	Transportation and Warehousing	17	0	\$12,896	62%
SUSTINEO CORP	San Diego	45	Professional, Scientific, and Technical	15	0	\$19,019	48%
5 contracts				379	0	\$81,237	66%

* Average percent earned of all contracts listed

APPENDIX C-1

INCOMPLETE CONTRACTS

Fourteen core funded contracts terminated prior to completion of the contract term. In the majority of these cases, training never began; see table below for known reasons for termination. The Panel approved \$1,206,090 to fund these contracts, encumbering and subsequently disencumbering 10% percent of the approved amount in the report year.

The following table identifies the following: contracts terminated in the report year, reason for terminations, funding amount, number of trainees, industry, and county of training.

TERMINATED CONTRACTS

Contractor Name	County(ies) Served	Industry(ies)	Reason for Termination	Total Trainees	Funding Amount
ACADEMY FOR PROFESSIONAL	STANISLAUS, SAN JOAQUIN, MERCED	TRAINING AGENCY	COVID-19, TRAINING INCOMPLETE	50	\$133,400
BADU NETWORKS INC	ORANGE	SERVICES	LACK OF PERFORMANCE	18	\$18,360
INLAND MECHANICAL SERVICES INC	RIVERSIDE	CONSTRUCTION	OTHER	18	\$16,016
MICRON TECHNOLOGY INC	SANTA CLARA, SACRAMENTO, SAN DIEGO	MANUFACTURING	UNKNOWN	375	\$195,000
MODERN TIMES DRINKS INC	SAN DIEGO, ORANGE, LOS ANGELES, SANTA BARBARA	MANUFACTURING	OTHER	134	\$96,554
5 contracts				595	\$459,600

NON-PERFORMING CONTRACTS

Contractor Name	County(ies) Served	Industry(ies)	Reason for Termination	Total Trainees	Funding Amount
BREEZE IT INC	ORANGE	Professional, Scientific, and	Auto-closed, non-performing	13	\$15,210
HEALTHQUEST LABORATORIES INC	ORANGE	Healthcare	Auto-closed, non-performing	75	\$74,100
ILASAR INC	Lake County	Transportation and Warehousing	Auto-closed, non-performing	23	\$23,920
PACIFIC MEDICAL GROUP INC	ORANGE	Services (Other)	Auto-closed, non-performing	151	\$72,310
READY ROAST NUT CO LLC	Madera, Stanislaus	MANUFACTURING	Auto-closed, non-performing	250	\$226,200

APPENDIX C-1

NON-PERFORMING CONTRACTS

Contractor Name	County(ies) Served	Industry(ies)	Reason for Termination	Total Trainees	Funding Amount
SCORPIO ENTERPRISES	LOS ANGELES	Manufacturing	Auto-closed, non-performing	62	\$42,250
TIGERCONNECT INC	LOS ANGELES	Professional, Scientific, and Technical	Auto-closed, non-performing	85	\$66,300
UNIFIED FIELD SERVICES CORP	Kern County	Construction	Auto-closed, non-performing	168	\$174,720
WITTMAN ENTERPRISES LLC	SACRAMENTO	Professional, Scientific, and Technical	Auto-closed, non-performing	90	\$72,310
9 contracts				917 contracts	\$746,490